

DCM Test Report

| | | |
|--|---|---|
| Cable Type : 4x2x23 x PE/PVC Cable I.D. : U/UTP#23X4P CABLE Temperature : 25.00 °C Length : 305.00 m Starting Position : 5 | Factory Number : PHOENIX Order Number : 9285 GY-265 211060115 Relative Humidity : 50 % Number of Pairs to Test : 4 | Data File Name : DA120176.D3S Specification File : CAT 6A-305M.S3S Test Date/Time : 10/11/2021 01:59:32 AM Operator : M 211014SM016001/604/R1 Analyzer Type : ENA |
|--|---|---|

Pass - Fail Test Certificate - 4 Pairs

High Frequency

| Test Type | Test Result |
|--|-------------|
| Input Impedance (Zin)(Ohms)(Terminated) | OK |
| Return Loss (RL)(dB) | OK |
| Return Loss (RL-Far End)(dB) | OK |
| Insertion Loss (IL)(Curve Fit)(dB/100.0 m)@20C | OK |
| Near End Crosstalk Loss (NEXT)(dB) | OK |
| Power Sum NEXT(PSNEXT)(dB) | OK |

Low Frequency

| Test Type | Test Result |
|---|-------------|
| Conductor Resistance(Ohms/100.0 m)@20C | OK |
| Resistance Unbalance(%) | OK |
| Mutual Capacitance(nF/100.0 m)@1000Hz | OK |
| Cap. Unbalance to Ground(pF/100.0 m)@1000Hz | OK |

| | | |
|------------|-----------|-------|
| Signature: | Approved: | Date: |
|------------|-----------|-------|

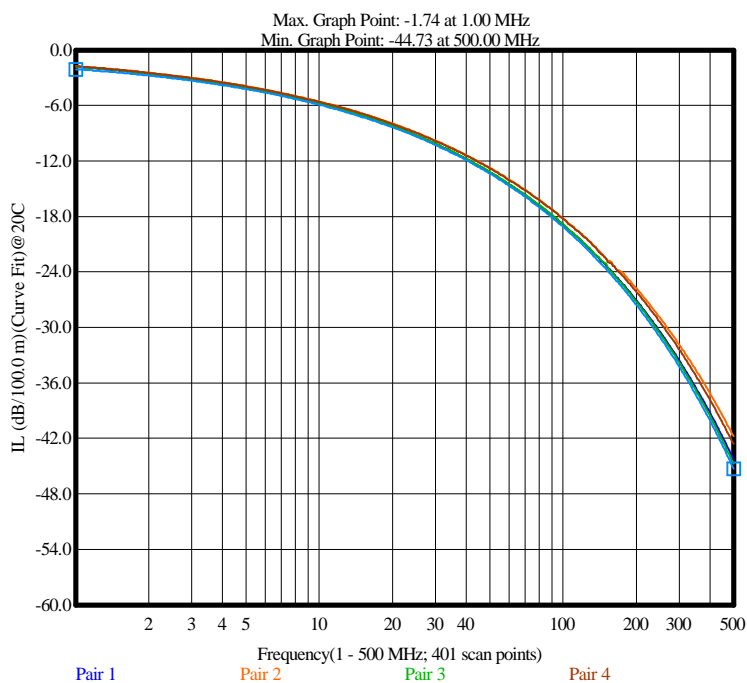
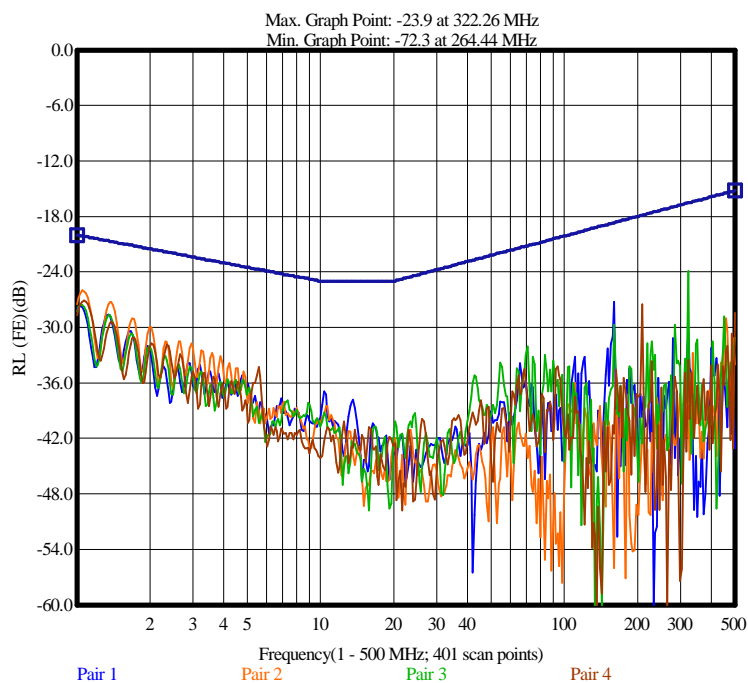
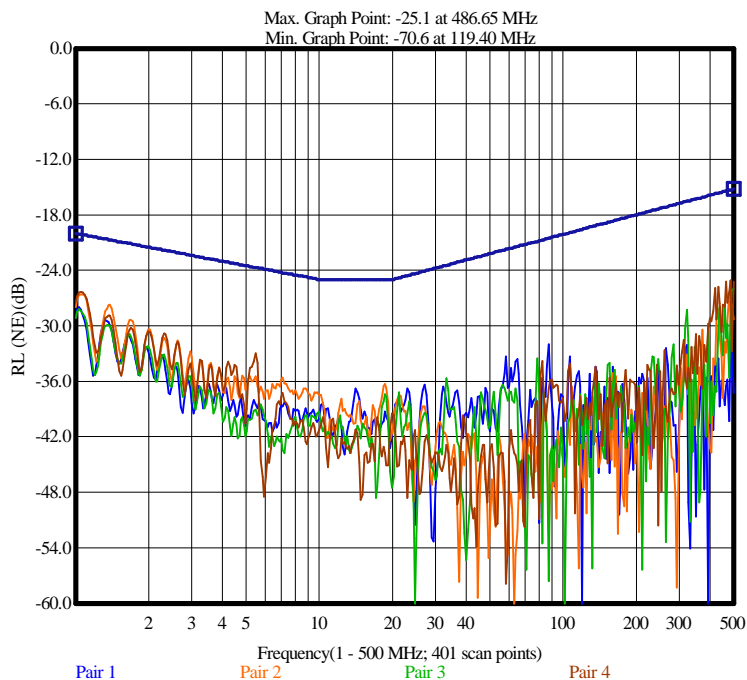
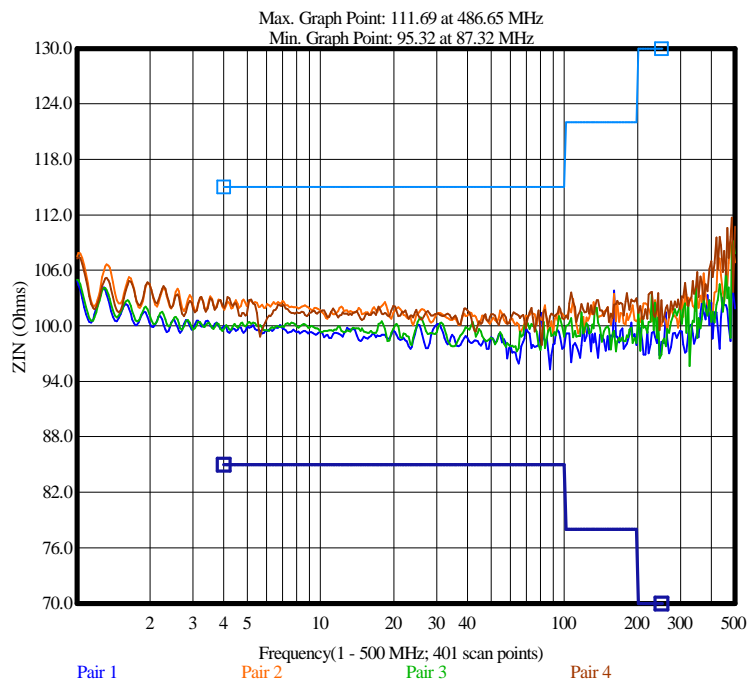
DCM Test Report

| | | |
|--------------------------------|--------------------------------------|---|
| Cable Type : 4x2x23 x PE/PVC | Factory Number : PHOENIX | Data File Name : DA120176.D3S |
| Cable I.D. : U/UTP#23X4P CABLE | Order Number : 9285 GY-265 211060115 | Specification File : CAT 6A-305M.S3S |
| Temperature : 25.00 °C | Relative Humidity : 50 % | Test Date/Time : 10/11/2021 01:59:32 AM |
| Length : 305.00 m | Number of Pairs to Test : 4 | Operator : M 211014SM016001/604/R1 |
| Starting Position : 5 | | Analyzer Type : ENA |

Worst Case Summary

High Frequency

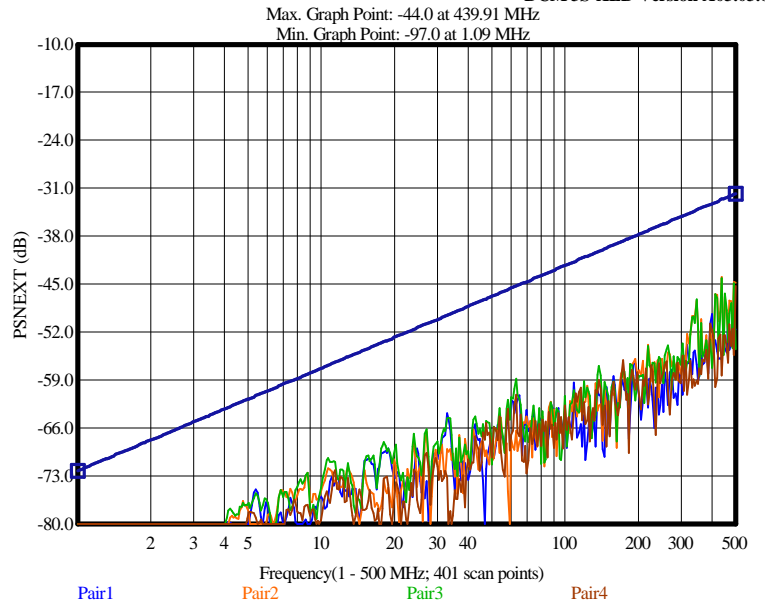
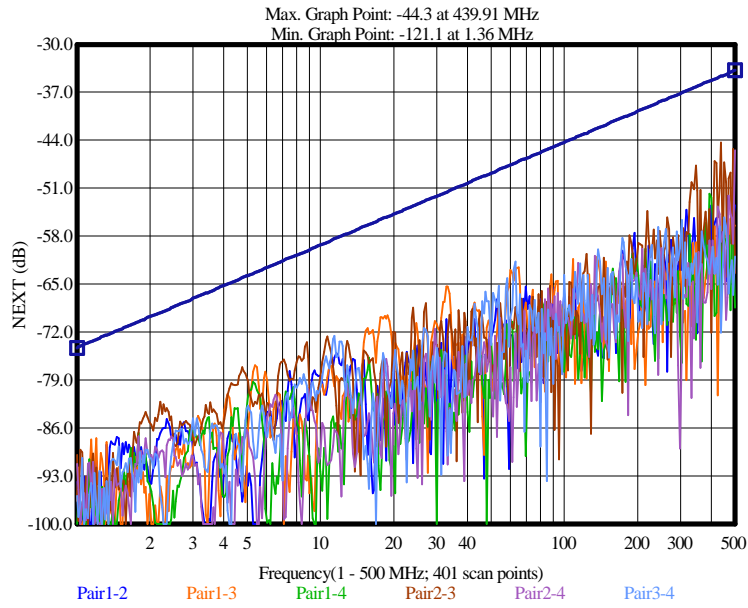
| Test Type | Specification | Measured (Pair) | Margin | @ Frequency (MHz) | Test Result |
|------------------------------------|---------------|------------------|--------|-------------------|-------------|
| Input Impedance (Zin)(Terminated) | 85.00 (Min) | 95.32 (Pair 1) | 10.32 | 87.32 | Passed |
| Input Impedance (Zin)(Terminated) | 115.00 (Max) | 103.10 (Pair 4) | 11.90 | 4.16 | Passed |
| Return Loss (RL) | 20.1 (Min) | 26.3 (Pair 4) | 6.2 | 1.05 | Passed |
| Return Loss (RL-Far End) | 20.1 (Min) | 26.0 (Pair 2) | 5.9 | 1.05 | Passed |
| Insertion Loss (IL)(Curve Fit)@20C | 8.19 (Max) | 8.08 (Pair 1) | 0.11 | 19.14 | Passed |
| Near End Crosstalk Loss (NEXT) | 34.6 (Min) | 44.3 (Pairs 2-3) | 9.7 | 439.91 | Passed |
| Power Sum NEXT(PSNEXT) | 32.6 (Min) | 44.0 (Pair 2) | 11.4 | 439.91 | Passed |



N/A = Not Applicable.
 --- = Disable/Bypassed Pair.

* = Measured value out of spec.
 xxx = No entry.

*** = Measured value is invalid.



N/A = Not Applicable.
--- = Disable/Bypassed Pair.

* = Measured value out of spec.
xxx = No entry.

*** = Measured value is invalid.

Worst Case Summary

Low Frequency

| Statistical Parameter | Maximum | | Minimum | | Average Maximum | | Standard Deviation | | Result |
|---|------------|----------|------------|----------|-----------------|----------|--------------------|----------|--------|
| | Spec Limit | Measured | Spec Limit | Measured | Spec Limit | Measured | Spec Limit | Measured | |
| Conductor Resistance(Ohms/100.0 m)@20C | 9.38 | 7.40 | xxx | 7.11 | xxx | 7.24 | xxx | 0.109 | Passed |
| Resistance Unbalance(%) | 5.00 | 0.20 | xxx | 0.04 | xxx | 0.13 | xxx | 0.063 | Passed |
| Mutual Capacitance(nF/100.0 m)@1000Hz | 5.60 | 5.60 | xxx | 5.40 | xxx | 5.50 | xxx | 0.082 | Passed |
| Cap. Unbalance to Ground(pF/100.0 m)@1000Hz | 330.00 | 7.06 | xxx | 1.27 | xxx | 4.80 | xxx | 2.375 | Passed |

Detail: Resistance/Capacitance Measurement -Normalized

| Test Types | Conductor Resistance Ra @20C | Conductor Resistance Rb @20C | Resistance Unbalance | Mutual Capacitance @1000 Hz | Capacitance Unbalance to Ground @1000 Hz | Test Result |
|------------|------------------------------|------------------------------|----------------------|-----------------------------|--|-------------|
| Unit | Ohms/100.0 m | Ohms/100.0 m | % | nF/100.0 m | pF/100.0 m | |
| Max Spec | 9.38 | 9.38 | 5.00 | 5.60 | 330.00 | |
| Min Spec | xxx | xxx | xxx | xxx | xxx | |
| Pair 1 [5] | 7.40 | 7.38 | 0.20 | 5.60 | -3.98 | Passed |
| Pair 2 [6] | 7.17 | 7.18 | 0.17 | 5.45 | -7.06 | Passed |
| Pair 3 [7] | 7.30 | 7.29 | 0.04 | 5.56 | -1.27 | Passed |
| Pair 4 [8] | 7.11 | 7.11 | 0.09 | 5.40 | -6.87 | Passed |

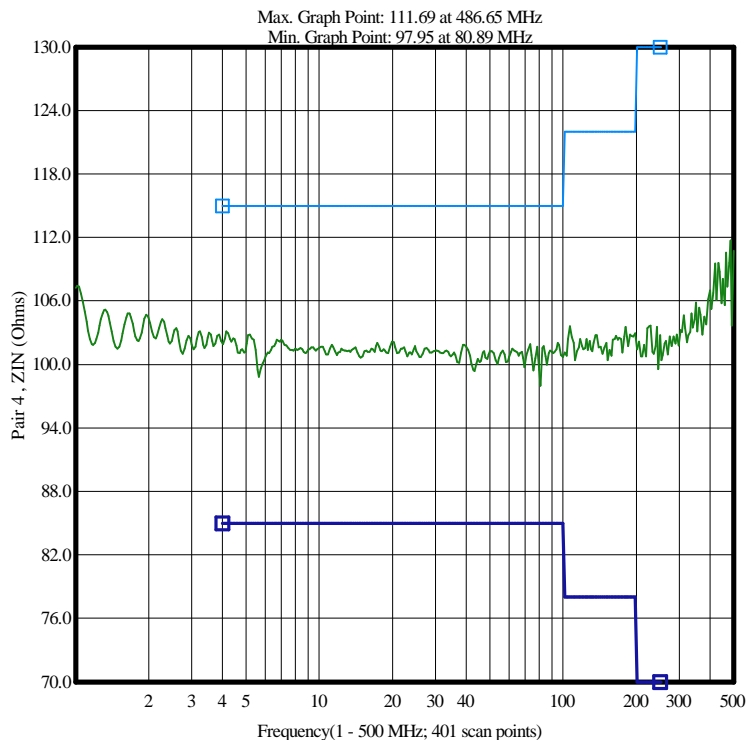
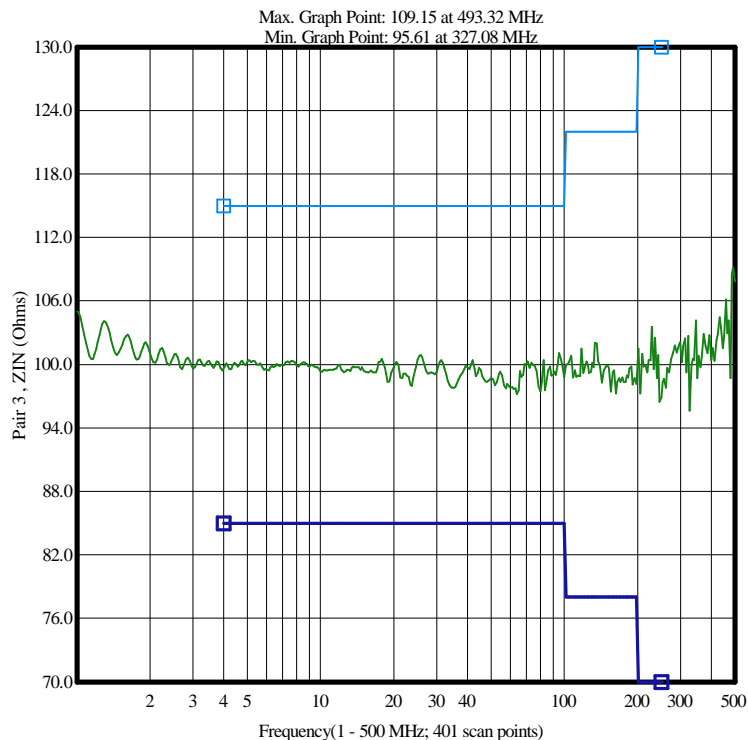
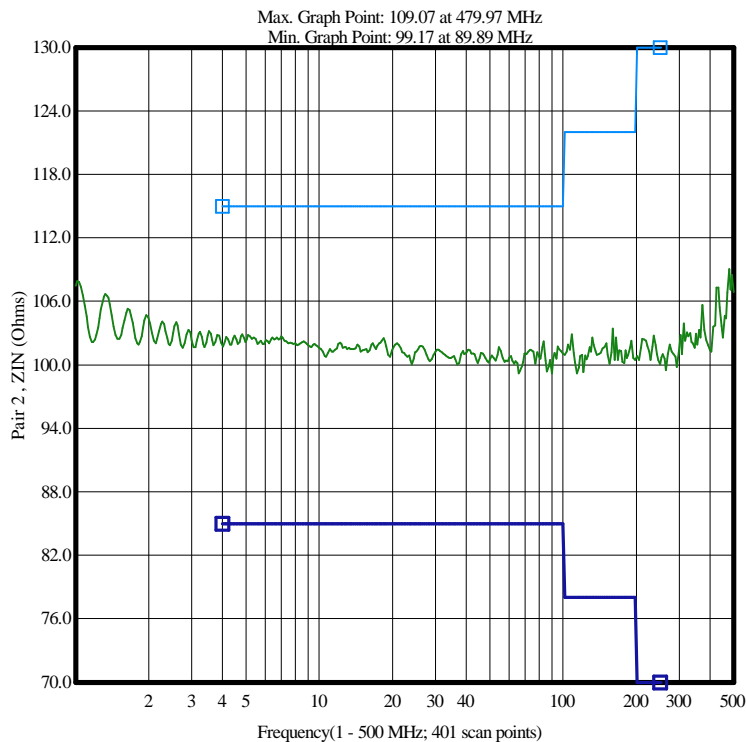
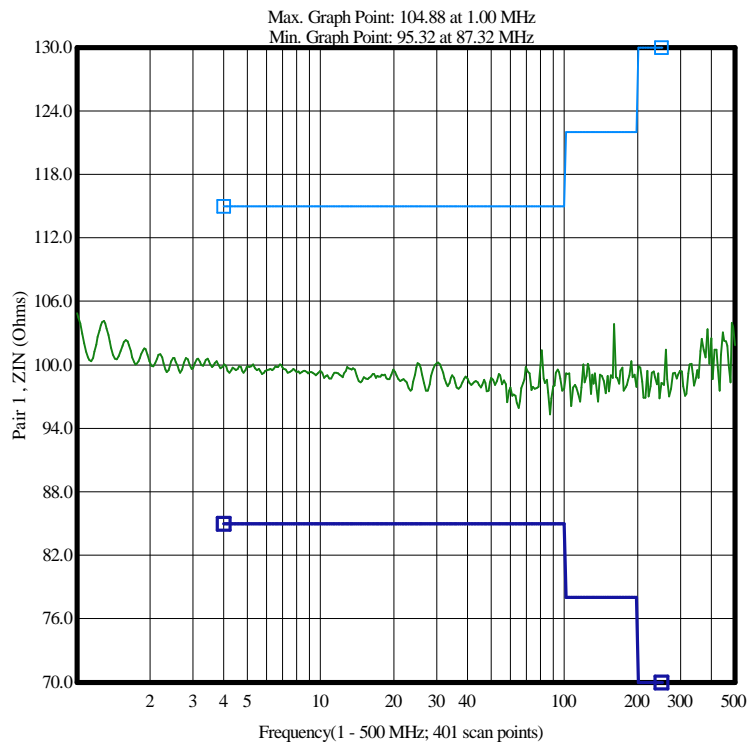
N/A = Not Applicable.
--- = Disable/Bypassed Pair.

* = Measured value out of spec.
xxx = No entry.

*** = Measured value is invalid.

Summary and Graphic: Input Impedance (Zin)(Terminated)

| Pair | Specification | | Measured(Ohms) | | Margin (Ohms) | | @ Frequency (MHz) | | Test Result |
|------------|---------------|---------|----------------|---------|---------------|---------|-------------------|---------|-------------|
| | Minimum | Maximum | Minimum | Maximum | Minimum | Maximum | Minimum | Maximum | |
| Pair 1 [5] | 85.00 | 115.00 | 95.32 | 101.38 | 10.32 | 13.62 | 87.32 | 80.89 | Passed |
| Pair 2 [6] | 85.00 | 115.00 | 99.17 | 102.85 | 14.17 | 12.15 | 89.89 | 4.84 | Passed |
| Pair 3 [7] | 85.00 | 115.00 | 97.20 | 101.07 | 12.20 | 13.93 | 63.94 | 95.04 | Passed |
| Pair 4 [8] | 85.00 | 115.00 | 97.95 | 103.10 | 12.95 | 11.90 | 80.89 | 4.16 | Passed |



N/A = Not Applicable.
--- = Disable/Bypassed Pair.

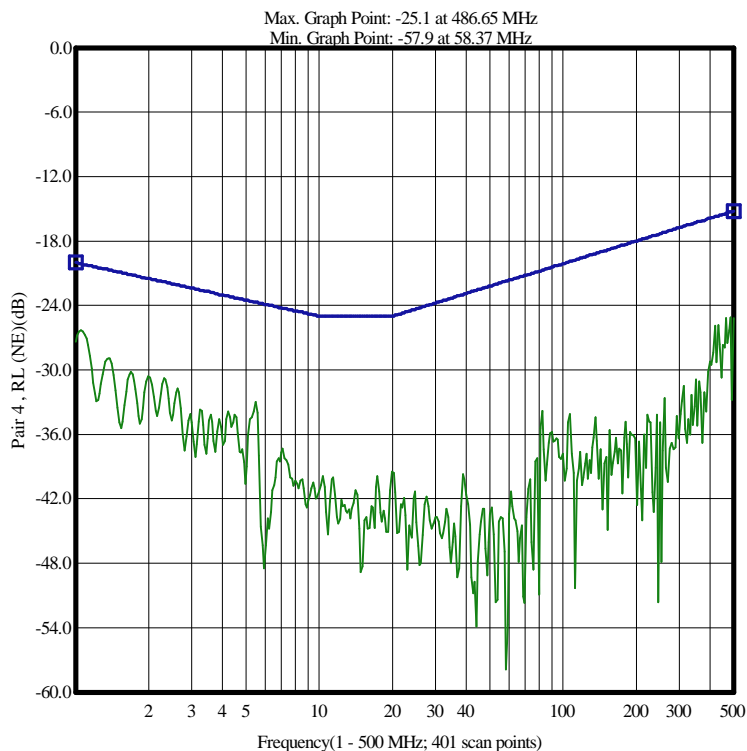
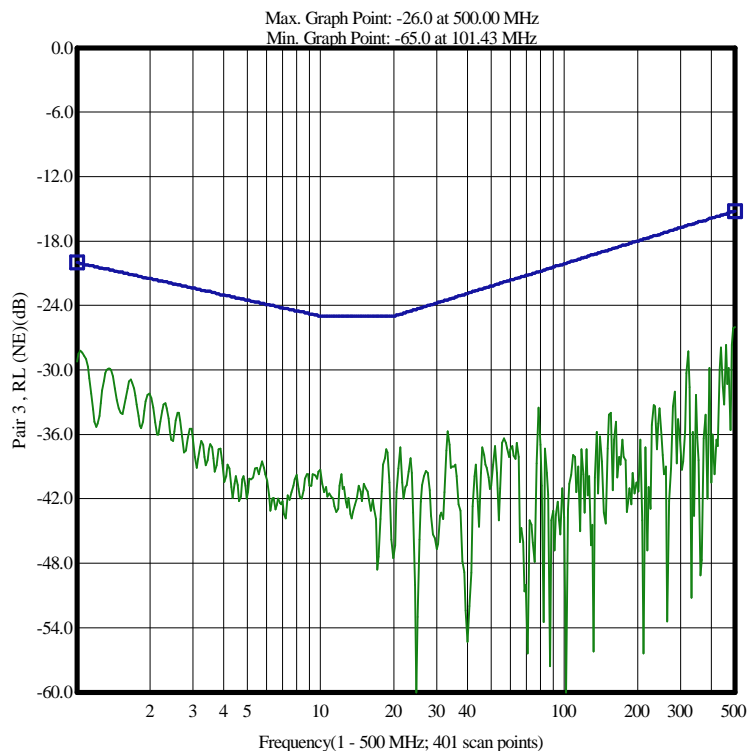
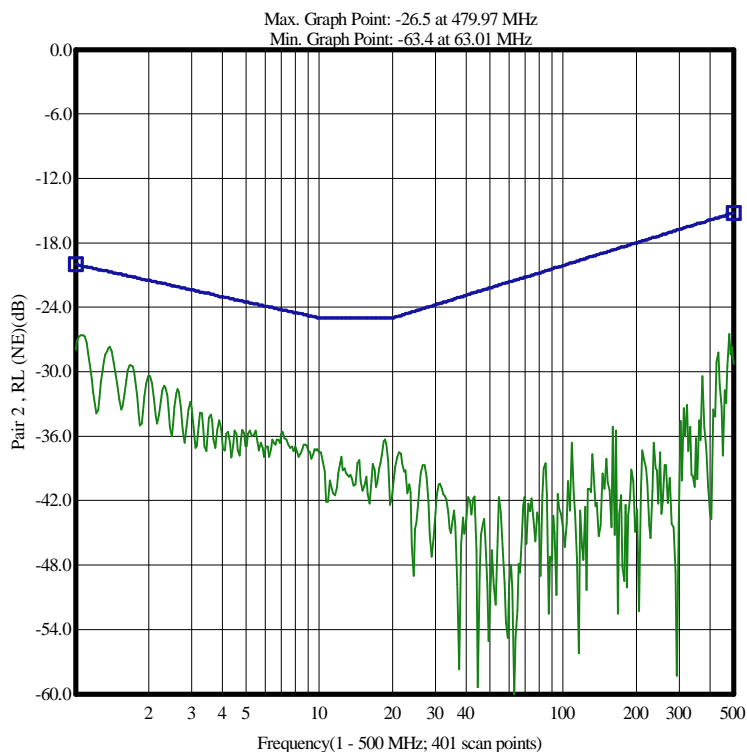
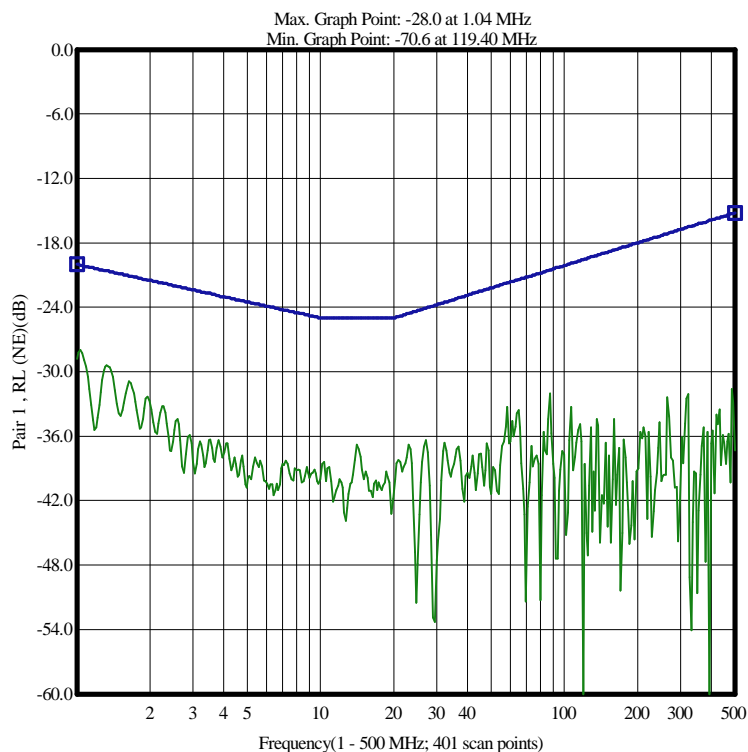
* = Measured value out of spec.
xxx = No entry.

*** = Measured value is invalid.

Summary and Graphic: Return Loss (RL)

(Cat 6A): $RL \geq 20 + 5 * \log(f)$; $25; 25 - 7 * \log(f/20)$

| Pair | Spec (Min)(dB) | Measured(dB) | Margin (dB) | @ Frequency (MHz) | Test Result |
|------------|----------------|--------------|-------------|-------------------|-------------|
| Pair 1 [5] | 20.1 | 28.0 | 7.9 | 1.04 | Passed |
| Pair 2 [6] | 20.2 | 26.6 | 6.4 | 1.07 | Passed |
| Pair 3 [7] | 20.1 | 28.2 | 8.1 | 1.04 | Passed |
| Pair 4 [8] | 20.1 | 26.3 | 6.2 | 1.05 | Passed |



N/A = Not Applicable.
--- = Disable/Bypassed Pair.

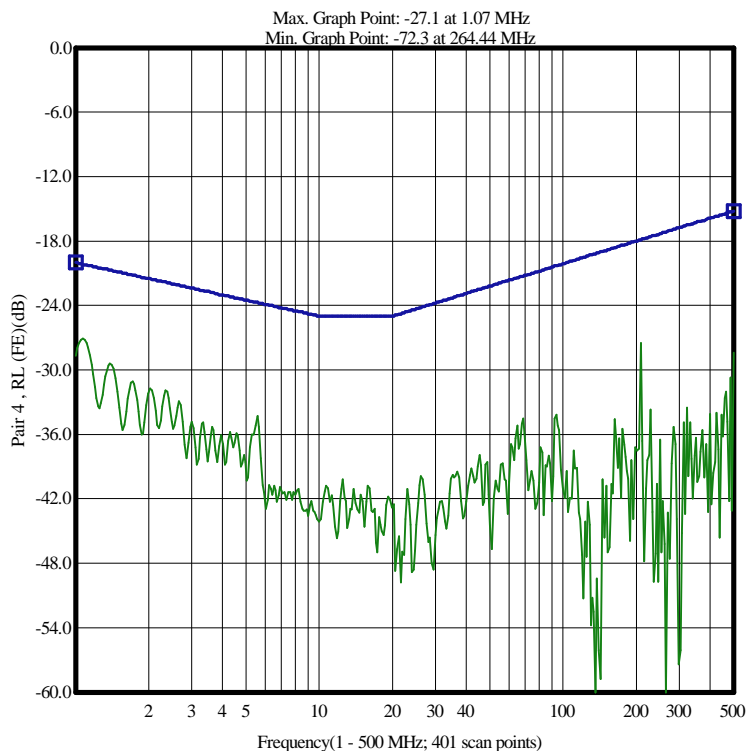
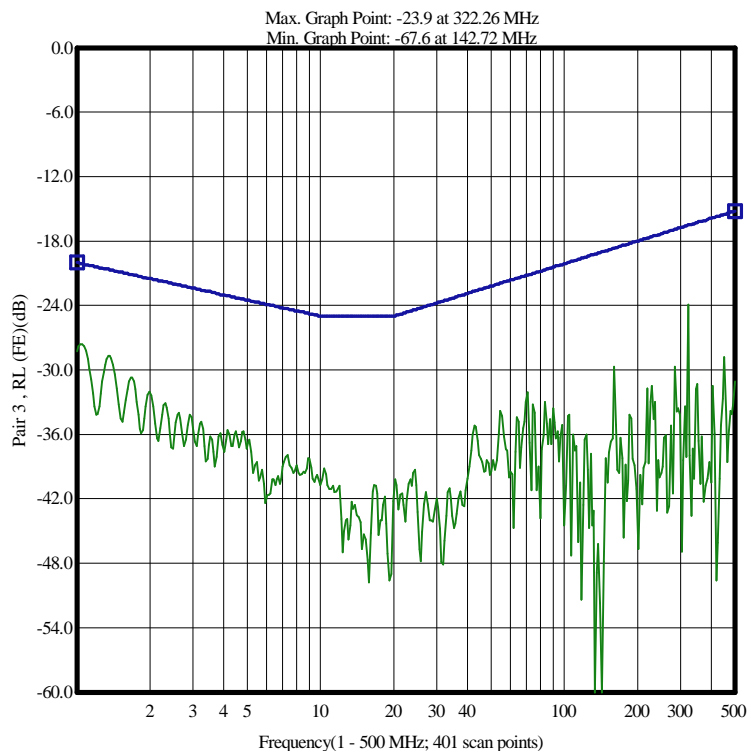
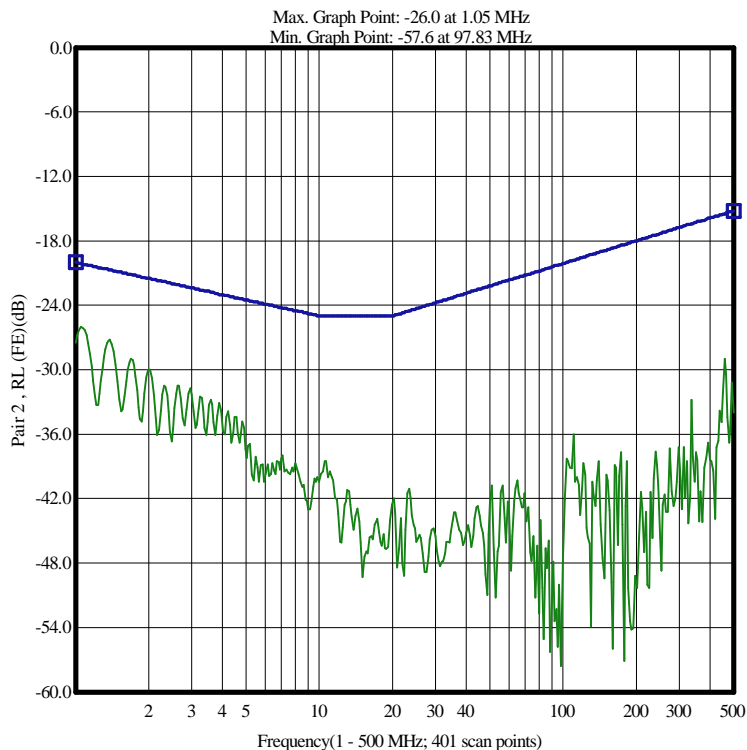
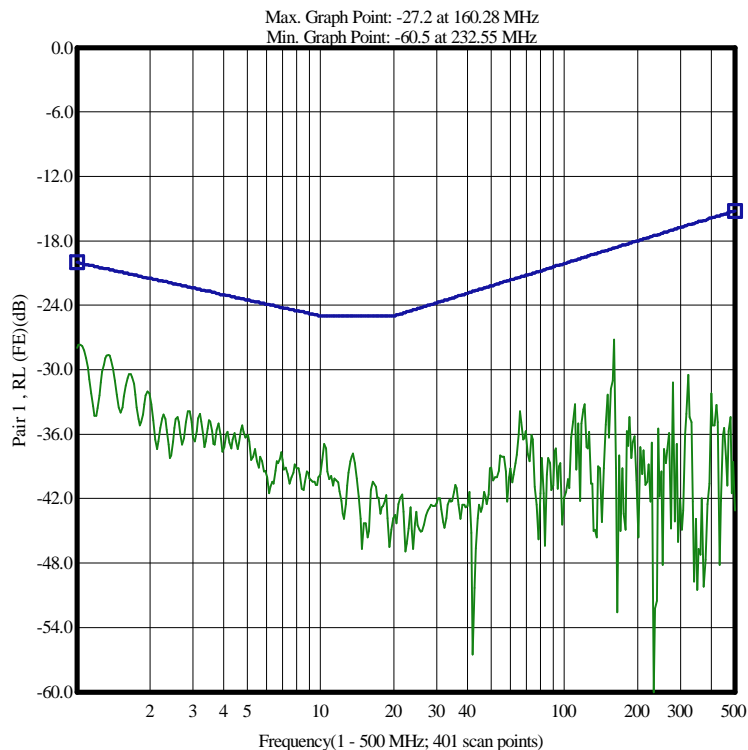
* = Measured value out of spec.
xxx = No entry.

*** = Measured value is invalid.

Summary and Graphic: Return Loss (RL_FE)

(Cat 6A): $RL \geq 20 + 5 * \log(f)$; $25; 25 - 7 * \log(f/20)$

| Pair | Spec (Min)(dB) | Measured(dB) | Margin (dB) | @ Frequency (MHz) | Test Result |
|------------|----------------|--------------|-------------|-------------------|-------------|
| Pair 1 [5] | 20.1 | 27.7 | 7.6 | 1.04 | Passed |
| Pair 2 [6] | 20.1 | 26.0 | 5.9 | 1.05 | Passed |
| Pair 3 [7] | 16.5 | 23.9 | 7.4 | 322.26 | Passed |
| Pair 4 [8] | 20.2 | 27.1 | 6.9 | 1.07 | Passed |



N/A = Not Applicable.
--- = Disable/Bypassed Pair.

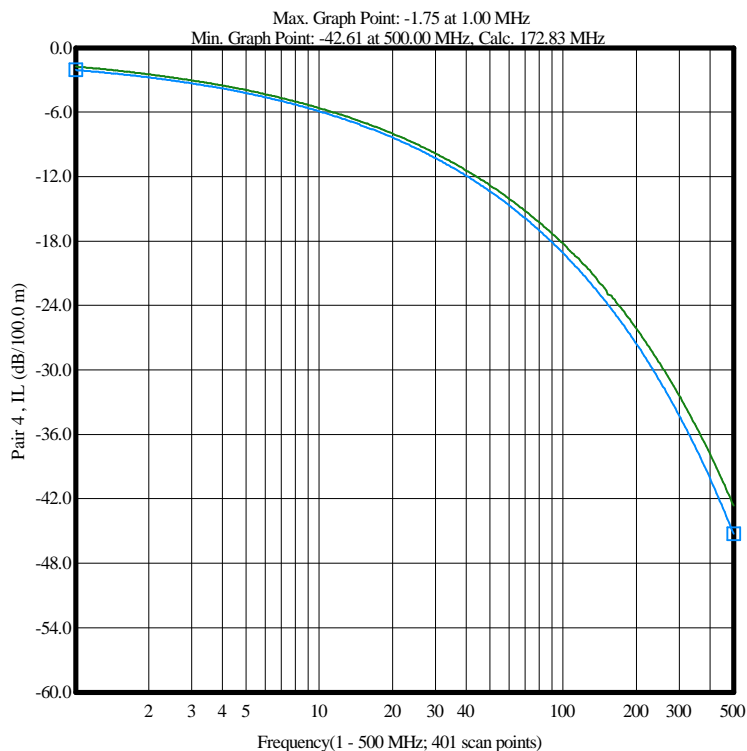
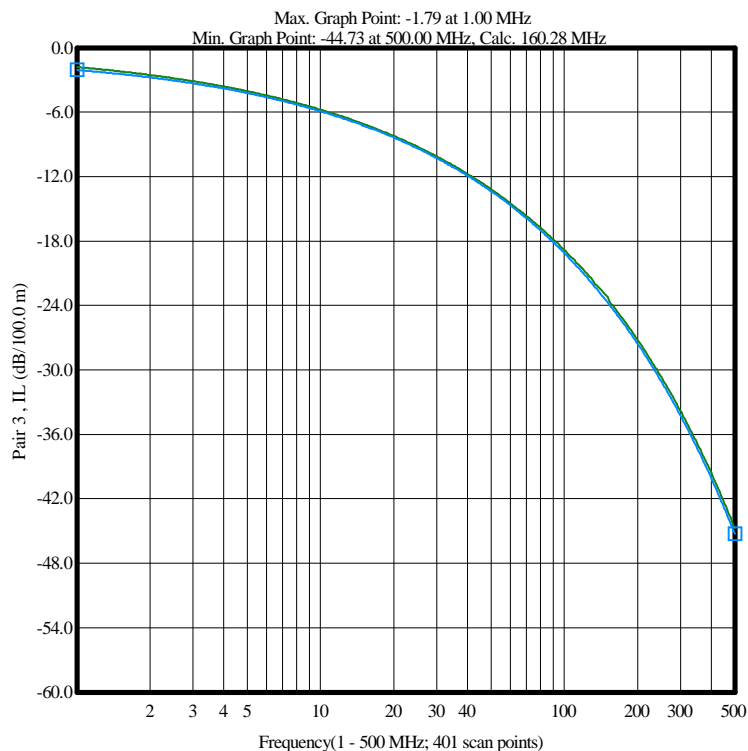
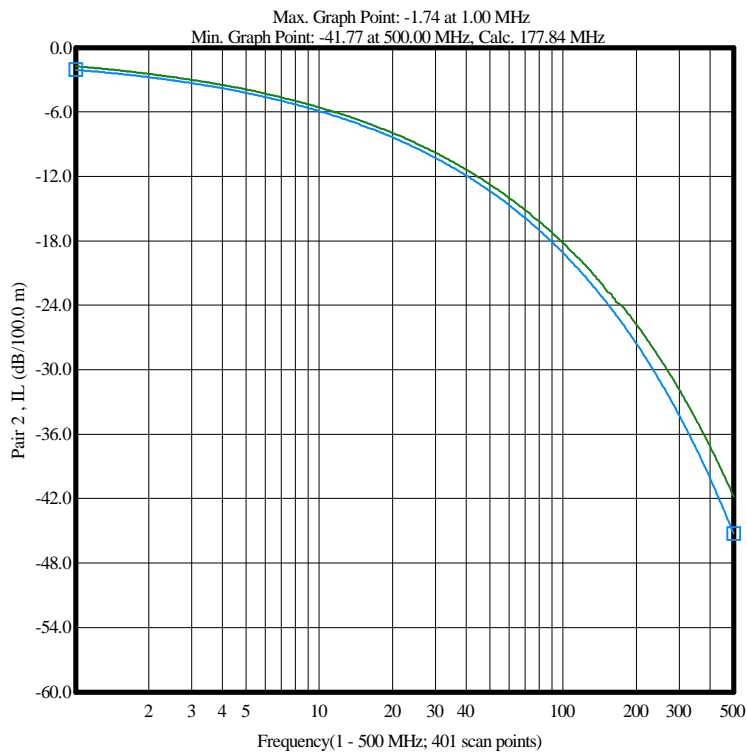
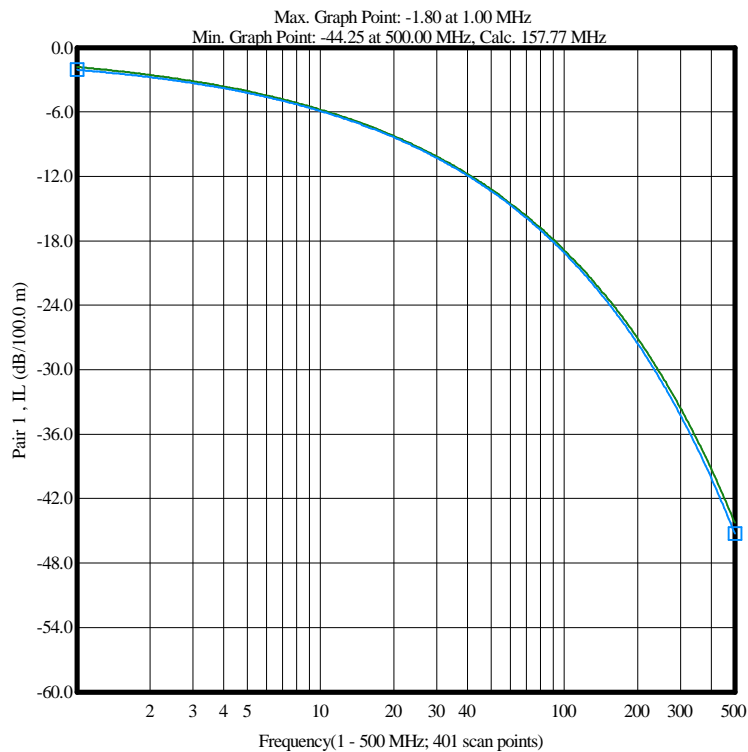
* = Measured value out of spec.
xxx = No entry.

*** = Measured value is invalid.

Summary and Graphic: Insertion Loss (IL)(Curve Fit)@20C

(Cat 6A): $IL \leq 1.82 \sqrt{f} + 0.0091 * f + 0.25 / \sqrt{f}$ (Refer to manual)

| Pair | Spec (Max)(dB/100.0 m) | Measured(dB/100.0 m) | Margin (dB/100.0 m) | @ Frequency (MHz) | Test Result |
|------------|------------------------|----------------------|---------------------|-------------------|-------------|
| Pair 1 [5] | 8.19 | 8.08 | 0.11 | 19.14 | Passed |
| Pair 2 [6] | 2.70 | 2.40 | 0.30 | 1.89 | Passed |
| Pair 3 [7] | 8.19 | 8.05 | 0.14 | 19.14 | Passed |
| Pair 4 [8] | 3.12 | 2.85 | 0.27 | 2.62 | Passed |



N/A = Not Applicable.
--- = Disable/Bypassed Pair.

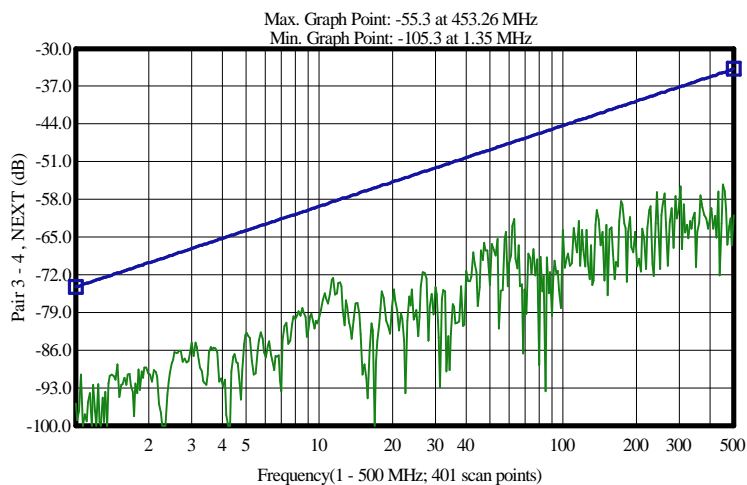
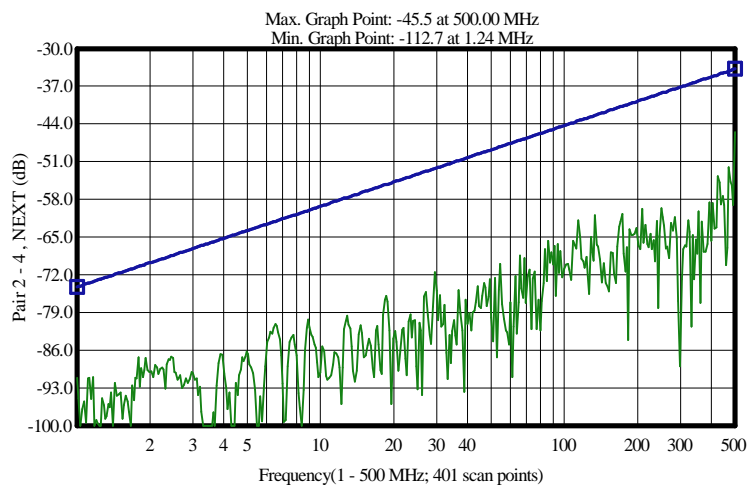
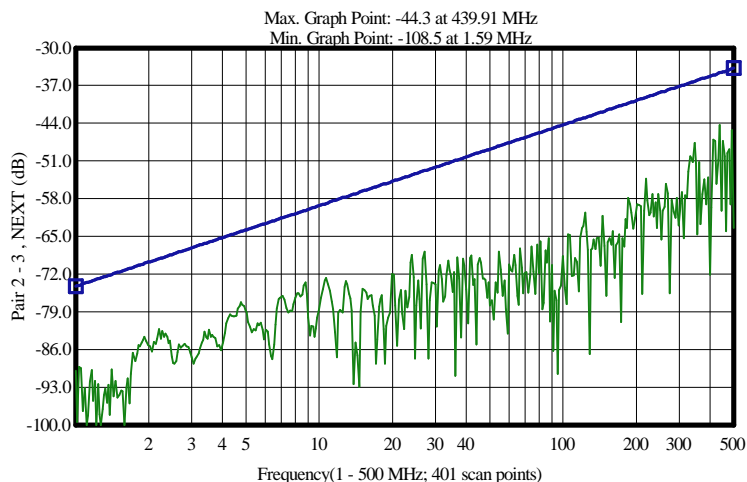
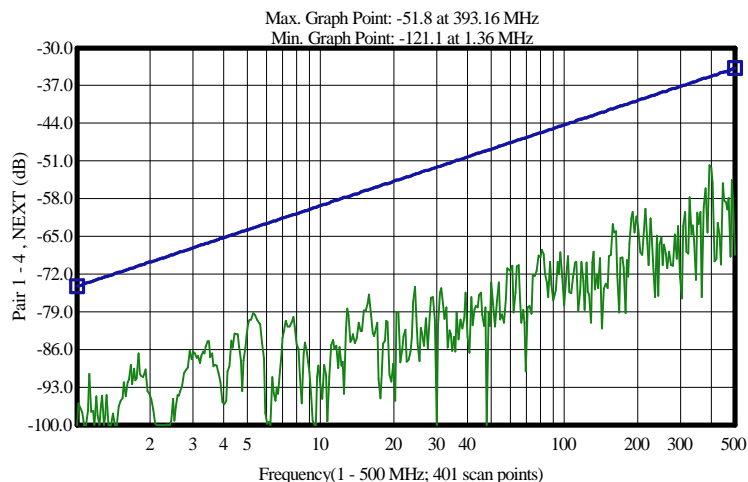
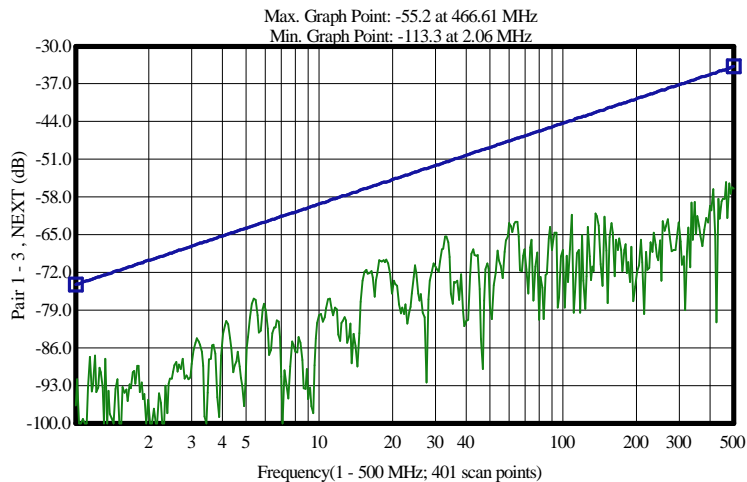
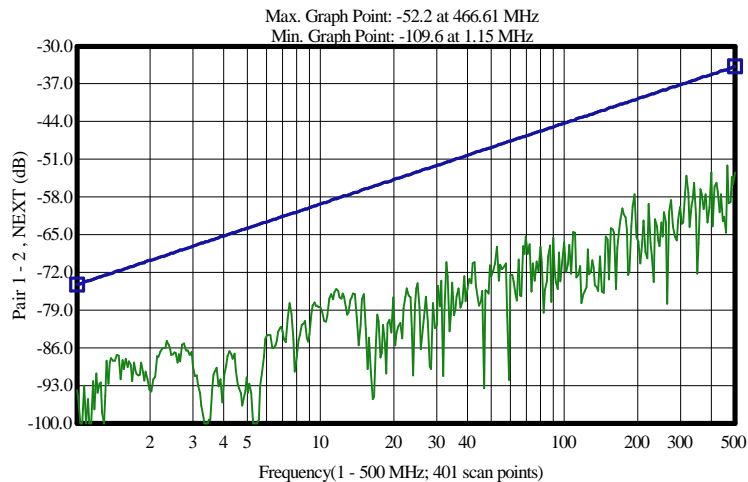
* = Measured value out of spec.
xxx = No entry.

*** = Measured value is invalid.

Summary and Graphic: Near End Crosstalk Loss (NEXT)

(Cat 6A): NEXT >= 44.3 - 15 *log(f/100)

| Pair | Spec (Min)(dB) | Measured(dB) | Margin (dB) | @ Frequency (MHz) | Test Result |
|------------|----------------|--------------|-------------|-------------------|-------------|
| Pair 1 - 2 | 71.8 | 87.4 | 15.6 | 1.46 | Passed |
| Pair 1 - 3 | 63.3 | 76.9 | 13.6 | 5.38 | Passed |
| Pair 1 - 4 | 63.5 | 79.3 | 15.8 | 5.29 | Passed |
| Pair 2 - 3 | 34.6 | 44.3 | 9.7 | 439.91 | Passed |
| Pair 2 - 4 | 33.8 | 45.5 | 11.7 | 500.00 | Passed |
| Pair 3 - 4 | 58.4 | 72.6 | 14.2 | 11.42 | Passed |



N/A = Not Applicable.
--- = Disable/Bypassed Pair.

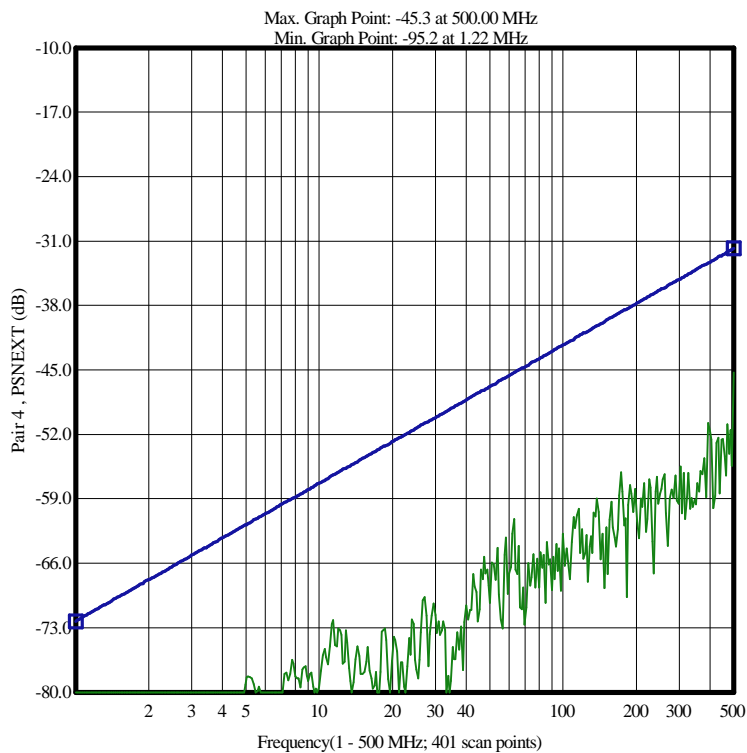
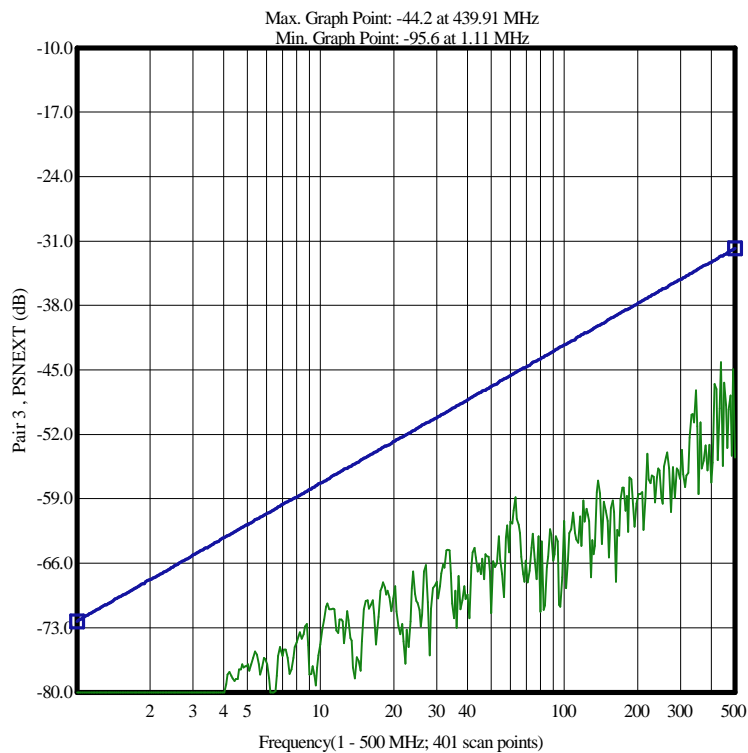
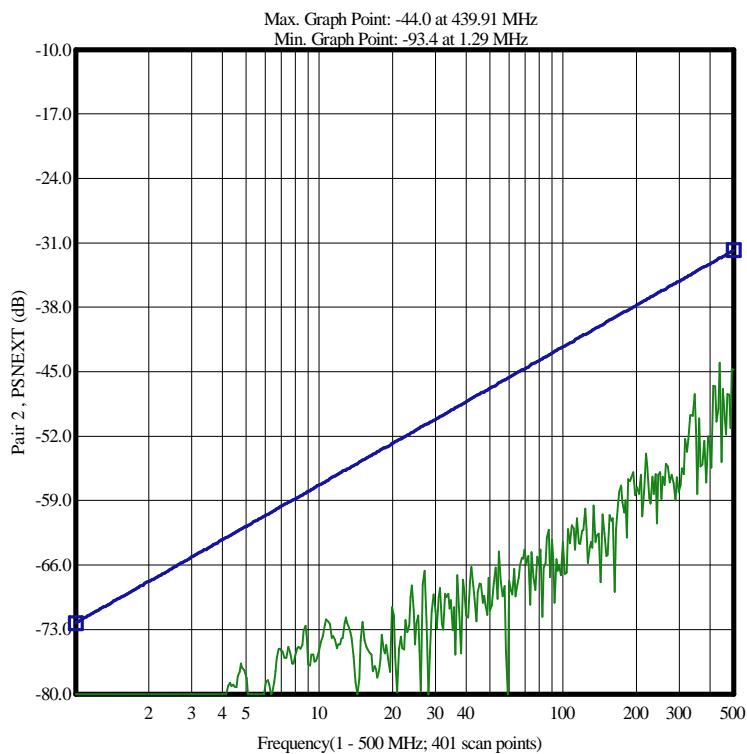
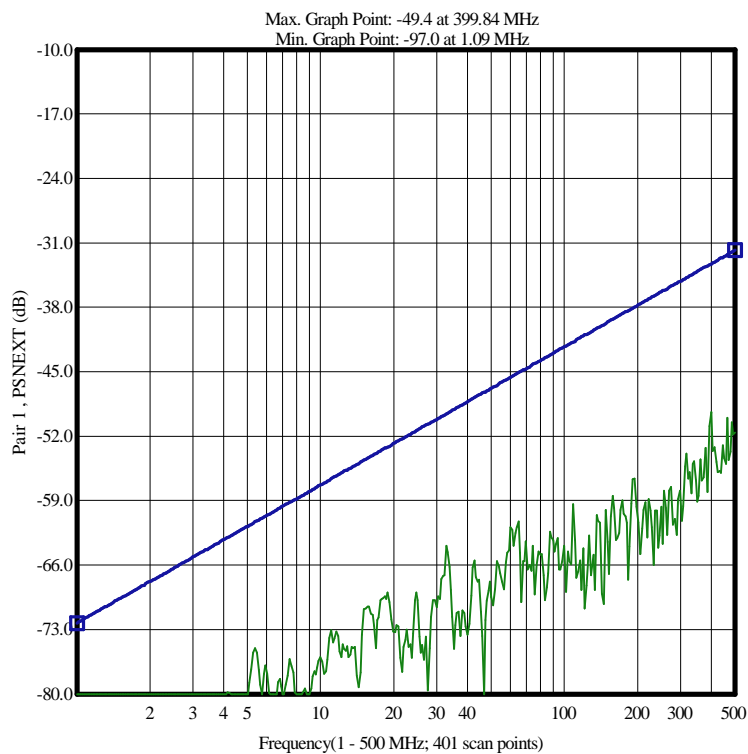
* = Measured value out of spec.
xxx = No entry.

*** = Measured value is invalid.

Summary and Graphic: Power Sum NEXT(PSNEXT)

(Cat 6A): PSNEXT >= 42.3 - 15 log(f/100)

| Pair | Spec (Min)(dB) | Measured(dB) | Margin (dB) | @ Frequency (MHz) | Test Result |
|------------|----------------|--------------|-------------|-------------------|-------------|
| Pair 1 [5] | 61.3 | 75.0 | 13.7 | 5.38 | Passed |
| Pair 2 [6] | 32.6 | 44.0 | 11.4 | 439.91 | Passed |
| Pair 3 [7] | 32.6 | 44.2 | 11.6 | 439.91 | Passed |
| Pair 4 [8] | 31.8 | 45.3 | 13.5 | 500.00 | Passed |



N/A = Not Applicable.
--- = Disable/Bypassed Pair.

* = Measured value out of spec.
xxx = No entry.

*** = Measured value is invalid.

NEXT SWEEP - Worst Margin (dB) (Negative sign indicates a failure.)

| Dv/Rc | 2 | 3 | 4 |
|-------|------|------|------|
| 1 | 15.6 | 13.6 | 15.8 |
| 2 | ... | 9.7 | 11.7 |
| 3 | ... | ... | 14.2 |

NEXT SWEEP - Worst Frequency (MHz)

| Dv/Rc | 2 | 3 | 4 |
|-------|------|------|------|
| 1 | 1.46 | 5.38 | 5.29 |
| 2 | ... | 440 | 500 |
| 3 | ... | ... | 11.4 |

Detail Discrete Frequencies ---Input Impedance (Zin)(Ohms)(Terminated)

| Frequency | 4.00 | 8.00 | 10.00 | 16.00 | 20.00 | 25.00 | 31.25 | 62.50 | 99.90 | 100.00 |
|------------|--------|--------|--------|--------|--------|--------|--------|--------|--------|--------|
| Max Spec | 115.00 | 115.00 | 115.00 | 115.00 | 115.00 | 115.00 | 115.00 | 115.00 | 115.00 | 122.00 |
| Min Spec | 85.00 | 85.00 | 85.00 | 85.00 | 85.00 | 85.00 | 85.00 | 85.00 | 85.00 | 78.00 |
| Pair 1 [5] | 99.92 | 99.33 | 99.38 | 98.87 | 99.42 | 100.06 | 99.78 | 97.15 | 97.96 | 98.04 |
| Pair 2 [6] | 101.88 | 102.01 | 101.60 | 101.32 | 101.52 | 101.22 | 101.34 | 100.25 | 101.02 | 101.02 |
| Pair 3 [7] | 99.60 | 99.88 | 99.35 | 99.37 | 99.84 | 100.31 | 100.35 | 97.72 | 98.99 | 99.06 |
| Pair 4 [8] | 102.02 | 101.46 | 101.54 | 101.16 | 102.11 | 101.33 | 101.13 | 101.39 | 100.76 | 100.78 |

Continue:Input Impedance (Zin)(Ohms)(Terminated)

| Frequency | 125.00 | 155.00 | 199.90 | 200.00 | 250.00 | | | | | |
|------------|--------|--------|--------|--------|--------|--|--|--|--|--|
| Max Spec | 122.00 | 122.00 | 122.00 | 132.00 | 132.00 | | | | | |
| Min Spec | 78.00 | 78.00 | 78.00 | 68.00 | 68.00 | | | | | |
| Pair 1 [5] | 100.02 | 98.83 | 99.08 | 99.14 | 98.27 | | | | | |
| Pair 2 [6] | 100.56 | 100.21 | 100.68 | 100.69 | 100.02 | | | | | |
| Pair 3 [7] | 99.91 | 97.67 | 100.19 | 100.28 | 96.92 | | | | | |
| Pair 4 [8] | 102.27 | 101.25 | 102.00 | 101.96 | 102.70 | | | | | |

Detail Discrete Frequencies ---Return Loss (RL)(dB)

(Cat 6A): $RL \geq 20 + 5 * \log(f)$; 25; 25 - 7 * $\log(f/20)$

| Frequency | 1.00 | 4.00 | 8.00 | 10.00 | 16.00 | 20.00 | 25.00 | 31.25 | 62.50 | 100.00 |
|------------|------|------|------|-------|-------|-------|-------|-------|-------|--------|
| Min Spec | 20.0 | 23.0 | 24.5 | 25.0 | 25.0 | 25.0 | 24.3 | 23.6 | 21.5 | 20.1 |
| Pair 1 [5] | 28.8 | 37.7 | 39.2 | 39.8 | 41.1 | 41.0 | 48.7 | 40.9 | 35.6 | 39.2 |
| Pair 2 [6] | 28.0 | 36.5 | 37.1 | 37.5 | 42.0 | 40.8 | 44.2 | 40.4 | 56.1 | 44.9 |
| Pair 3 [7] | 29.2 | 39.7 | 40.0 | 39.5 | 42.8 | 47.0 | 54.6 | 43.4 | 38.1 | 48.1 |
| Pair 4 [8] | 27.4 | 36.3 | 40.3 | 41.2 | 44.7 | 39.5 | 43.6 | 44.9 | 43.2 | 38.3 |

Continue:Return Loss (RL)(dB)

| Frequency | 200.00 | 250.00 | 300.00 | 350.00 | 400.00 | 500.00 | | | | |
|------------|--------|--------|--------|--------|--------|--------|--|--|--|--|
| Min Spec | 18.0 | 17.3 | 16.8 | 16.3 | 15.9 | 15.2 | | | | |
| Pair 1 [5] | 39.1 | 40.2 | 39.8 | 47.9 | 36.7 | 37.3 | | | | |
| Pair 2 [6] | 43.6 | 37.6 | 40.5 | 37.3 | 43.2 | 29.3 | | | | |
| Pair 3 [7] | 41.0 | 36.0 | 37.6 | 35.3 | 40.4 | 26.0 | | | | |
| Pair 4 [8] | 40.4 | 35.2 | 35.5 | 31.5 | 29.2 | 25.2 | | | | |

Detail Discrete Frequencies ---Return Loss (RL-FE)(dB)

(Cat 6A): $RL \geq 20 + 5 * \log(f)$; 25; 25 - 7 * $\log(f/20)$

| Frequency | 1.00 | 4.00 | 8.00 | 10.00 | 16.00 | 20.00 | 25.00 | 31.25 | 62.50 | 100.00 |
|------------|------|------|------|-------|-------|-------|-------|-------|-------|--------|
| Min Spec | 20.0 | 23.0 | 24.5 | 25.0 | 25.0 | 25.0 | 24.3 | 23.6 | 21.5 | 20.1 |
| Pair 1 [5] | 28.0 | 37.4 | 39.2 | 39.6 | 42.4 | 43.7 | 44.2 | 42.8 | 39.3 | 41.8 |
| Pair 2 [6] | 27.5 | 35.0 | 38.8 | 40.3 | 46.1 | 42.3 | 45.7 | 48.2 | 44.0 | 46.6 |
| Pair 3 [7] | 28.3 | 37.4 | 39.0 | 40.6 | 46.6 | 41.3 | 42.7 | 47.2 | 41.5 | 43.7 |
| Pair 4 [8] | 28.7 | 36.6 | 41.5 | 44.1 | 40.9 | 42.7 | 44.9 | 42.4 | 37.7 | 41.2 |

Continue:Return Loss (RL-FE)(dB)

| Frequency | 200.00 | 250.00 | 300.00 | 350.00 | 400.00 | 500.00 | | | | |
|------------|--------|--------|--------|--------|--------|--------|--|--|--|--|
| Min Spec | 18.0 | 17.3 | 16.8 | 16.3 | 15.9 | 15.2 | | | | |
| Pair 1 [5] | 43.7 | 39.7 | 43.2 | 48.9 | 32.3 | 43.1 | | | | |
| Pair 2 [6] | 49.9 | 45.8 | 38.4 | 38.4 | 38.4 | 34.0 | | | | |
| Pair 3 [7] | 44.7 | 39.6 | 39.0 | 31.4 | 40.3 | 31.1 | | | | |
| Pair 4 [8] | 37.4 | 36.7 | 56.9 | 36.7 | 34.3 | 28.4 | | | | |

N/A = Not Applicable.
--- = Disable/Bypassed Pair.

* = Measured value out of spec.
xxx = No entry.

*** = Measured value is invalid.

Detail Discrete Frequencies ---Insertion Loss (IL)(dB/100.0 m)(Curve Fit)@20C

(Cat 6A): $IL \leq 1.82 \sqrt{f} + 0.0091 * f + 0.25 / \sqrt{f}$ (Refer to manual)

| | | | | | | | | | | |
|------------|------|------|------|-------|-------|-------|-------|-------|-------|--------|
| Frequency | 1.00 | 4.00 | 8.00 | 10.00 | 16.00 | 20.00 | 25.00 | 31.25 | 62.50 | 100.00 |
| Max Spec | 2.08 | 3.80 | 5.31 | 5.93 | 7.49 | 8.38 | 9.38 | 10.50 | 14.99 | 19.14 |
| Pair 1 [5] | 1.80 | 3.62 | 5.17 | 5.79 | 7.35 | 8.26 | 9.24 | 10.36 | 14.80 | 18.92 |
| Pair 2 [6] | 1.74 | 3.49 | 4.99 | 5.59 | 7.09 | 7.96 | 8.92 | 10.00 | 14.28 | 18.23 |
| Pair 3 [7] | 1.79 | 3.61 | 5.15 | 5.77 | 7.33 | 8.23 | 9.22 | 10.34 | 14.77 | 18.85 |
| Pair 4 [8] | 1.75 | 3.52 | 5.02 | 5.63 | 7.13 | 8.01 | 8.97 | 10.06 | 14.33 | 18.24 |

Continue:Insertion Loss (IL)(dB/100.0 m)(Curve Fit)@20C

| | | | | | | | | | | |
|------------|--------|--------|--------|--------|--------|--------|--------|--------|--|--|
| Frequency | 125.00 | 155.00 | 200.00 | 250.00 | 300.00 | 350.00 | 400.00 | 500.00 | | |
| Max Spec | 21.51 | 24.09 | 27.58 | 31.07 | 34.27 | 37.25 | 40.05 | 45.26 | | |
| Pair 1 [5] | 21.21 | 23.68 | 27.09 | 30.49 | 33.60 | 36.49 | 39.21 | 44.25 | | |
| Pair 2 [6] | 20.40 | 22.83 | 25.79 | 28.97 | 31.88 | 34.58 | 37.11 | 41.77 | | |
| Pair 3 [7] | 21.16 | 23.84 | 27.22 | 30.67 | 33.84 | 36.79 | 39.57 | 44.73 | | |
| Pair 4 [8] | 20.42 | 23.01 | 26.17 | 29.43 | 32.42 | 35.19 | 37.80 | 42.61 | | |

Detail Discrete Frequencies ---Near End Crosstalk Loss (NEXT)(dB)

(Cat 6A): $NEXT \geq 44.3 - 15 * \log(f/100)$

| | | | | | | | | | | |
|------------|-------|------|------|-------|-------|-------|-------|-------|-------|--------|
| Frequency | 1.00 | 4.00 | 8.00 | 10.00 | 16.00 | 20.00 | 25.00 | 31.25 | 62.50 | 100.00 |
| Min Spec | 74.3 | 65.3 | 60.8 | 59.3 | 56.2 | 54.8 | 53.3 | 51.9 | 47.4 | 44.3 |
| Pair 1 - 2 | 93.9 | 93.0 | 87.3 | 78.5 | 88.6 | 80.8 | 74.2 | 74.7 | 74.8 | 67.5 |
| Pair 1 - 3 | 96.7 | 85.0 | 86.8 | 80.0 | 72.1 | 74.9 | 71.8 | 70.4 | 63.8 | 70.0 |
| Pair 1 - 4 | 103.3 | 96.0 | 85.2 | 92.9 | 78.2 | 91.8 | 83.7 | 74.8 | 77.5 | 76.8 |
| Pair 2 - 3 | 90.0 | 85.3 | 76.3 | 78.2 | 76.3 | 72.1 | 79.8 | 70.6 | 70.1 | 69.9 |
| Pair 2 - 4 | 91.2 | 89.0 | 88.0 | 89.3 | 84.8 | 83.3 | 92.4 | 80.2 | 77.4 | 70.8 |
| Pair 3 - 4 | 95.9 | 92.1 | 80.1 | 79.8 | 88.9 | 76.4 | 78.8 | 90.7 | 62.4 | 65.2 |

Continue:Near End Crosstalk Loss (NEXT)(dB)

| | | | | | | | | | | |
|------------|--------|--------|--------|--------|--------|--|--|--|--|--|
| Frequency | 200.00 | 250.00 | 300.00 | 400.00 | 500.00 | | | | | |
| Min Spec | 39.8 | 38.3 | 37.1 | 35.3 | 33.8 | | | | | |
| Pair 1 - 2 | 66.0 | 62.8 | 61.0 | 53.8 | 53.5 | | | | | |
| Pair 1 - 3 | 72.9 | 66.3 | 64.1 | 59.6 | 56.5 | | | | | |
| Pair 1 - 4 | 62.9 | 65.3 | 74.0 | 52.4 | 68.5 | | | | | |
| Pair 2 - 3 | 59.9 | 60.2 | 61.4 | 71.8 | 63.4 | | | | | |
| Pair 2 - 4 | 65.4 | 59.8 | 82.9 | 65.6 | 45.5 | | | | | |
| Pair 3 - 4 | 68.2 | 70.7 | 58.2 | 61.3 | 61.0 | | | | | |

Detail Discrete Frequencies ---Power Sum NEXT(PSNEXT)(dB)

(Cat 6A): $PSNEXT \geq 42.3 - 15 \log(f/100)$

| | | | | | | | | | | |
|------------|------|------|------|-------|-------|-------|-------|-------|-------|--------|
| Frequency | 1.00 | 4.00 | 8.00 | 10.00 | 16.00 | 20.00 | 25.00 | 31.25 | 62.50 | 100.00 |
| Min Spec | 72.3 | 63.3 | 58.8 | 57.3 | 54.2 | 52.8 | 51.3 | 49.9 | 45.4 | 42.3 |
| Pair 1 [5] | 91.7 | 84.0 | 81.6 | 76.1 | 71.0 | 73.2 | 69.6 | 68.0 | 63.3 | 64.9 |
| Pair 2 [6] | 86.6 | 83.1 | 75.7 | 75.1 | 75.4 | 71.0 | 72.9 | 68.7 | 67.9 | 64.2 |
| Pair 3 [7] | 88.3 | 81.6 | 74.5 | 74.5 | 70.6 | 69.2 | 70.3 | 67.4 | 59.6 | 62.9 |
| Pair 4 [8] | 89.8 | 86.7 | 78.3 | 79.2 | 76.9 | 75.4 | 77.3 | 73.5 | 62.1 | 63.5 |

Continue:Power Sum NEXT(PSNEXT)(dB)

| | | | | | | | | | | |
|------------|--------|--------|--------|--------|--------|--|--|--|--|--|
| Frequency | 200.00 | 250.00 | 300.00 | 400.00 | 500.00 | | | | | |
| Min Spec | 37.8 | 36.3 | 35.1 | 33.3 | 31.8 | | | | | |
| Pair 1 [5] | 60.8 | 59.8 | 59.2 | 49.5 | 51.6 | | | | | |
| Pair 2 [6] | 57.9 | 56.0 | 57.8 | 53.3 | 44.8 | | | | | |
| Pair 3 [7] | 58.9 | 58.9 | 55.6 | 57.2 | 54.5 | | | | | |
| Pair 4 [8] | 60.1 | 58.4 | 58.0 | 51.7 | 45.3 | | | | | |

N/A = Not Applicable.
--- = Disable/Bypassed Pair.

* = Measured value out of spec.
xxx = No entry.

*** = Measured value is invalid.