

DCM Test Report

Cable Type : 4x2x23 x PE/PVC	Factory Number : PHOENIX	Data File Name : DA047290.D3S
Cable I.D. : U/UTP#23*4P CABLE	Order Number : 5255 GY-265 220630905	Specification File : SC6E-600-305M.S3S
Temperature : 25.00 °C	Relative Humidity : 50 %	Test Date/Time : 07/06/2022 03:14:01 AM
Length : 1000.00 ft	Number of Pairs to Test : 4	Operator : M
Starting Position : 1		Analyzer Type : ENA

Pass - Fail Test Certificate - 4 Pairs

High Frequency

Test Type	Test Result
Input Impedance (Zin)(Ohms)(Terminated)	OK
Return Loss (RL)(dB)	OK
Insertion Loss (IL)(Curve Fit)(dB/100.0 m)@20C	OK
Near End Crosstalk Loss (NEXT)(dB)	OK
Power Sum NEXT(PSNEXT)(dB)	OK

Low Frequency

Test Type	Test Result
Conductor Resistance(Ohms/100.0 m)@20C	OK
Resistance Unbalance(%)	OK
Mutual Capacitance(nF/100.0 m)@1000Hz	OK
Cap. Unbalance to Ground(pF/100.0 m)@1000Hz	OK

Signature:	Approved:	Date:
------------	-----------	-------

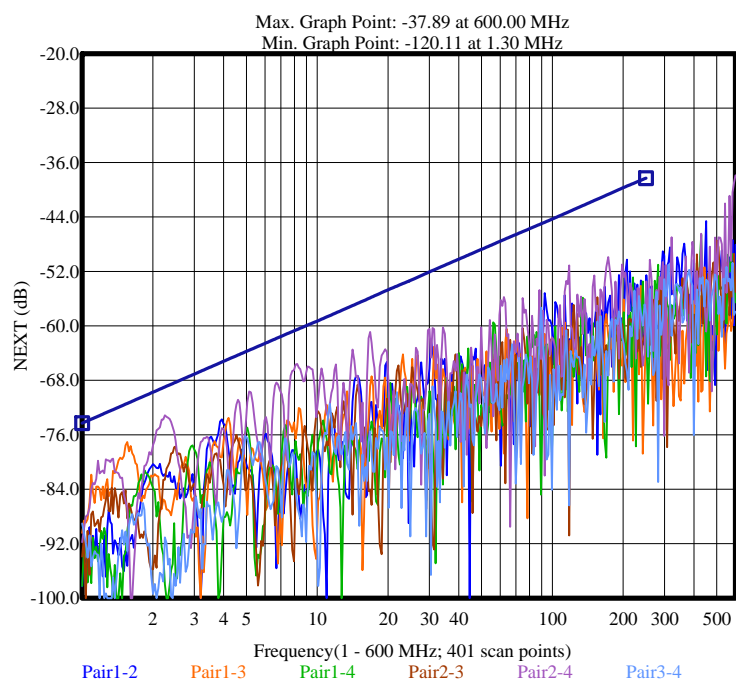
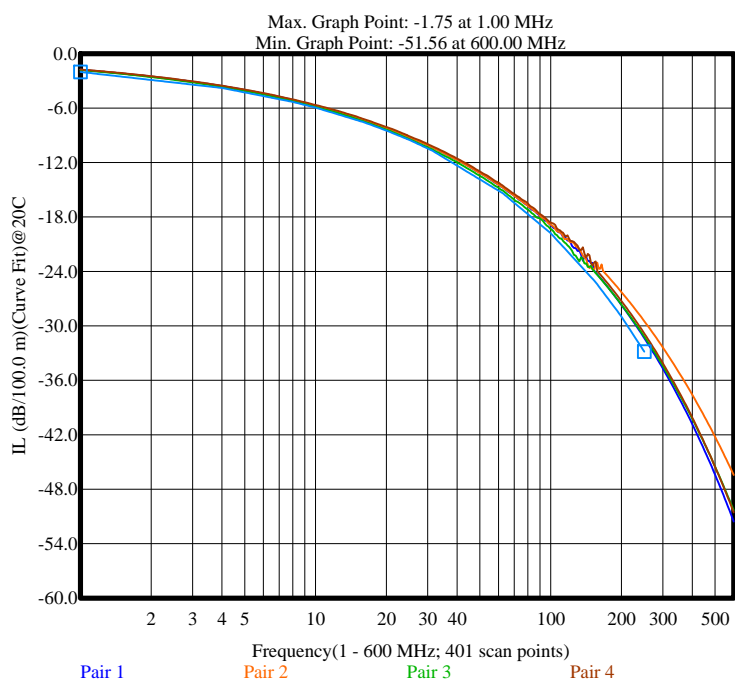
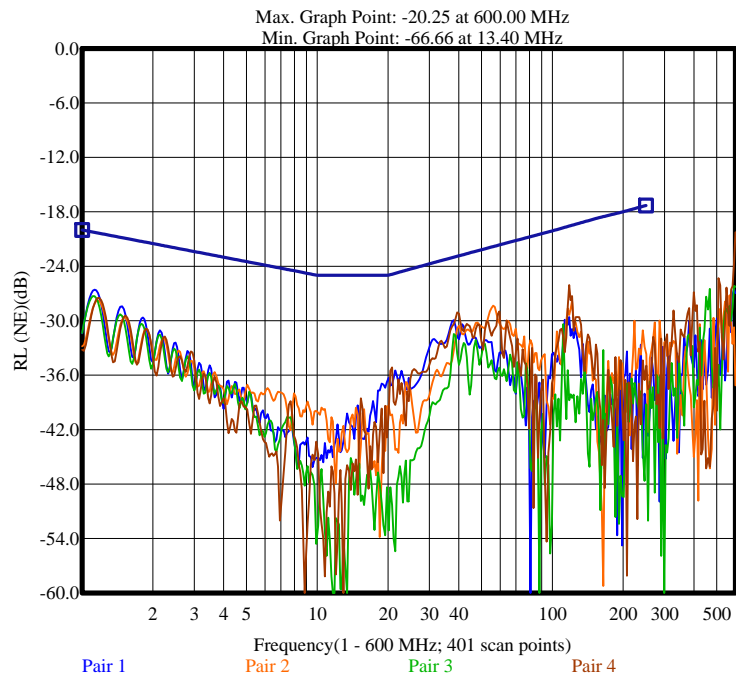
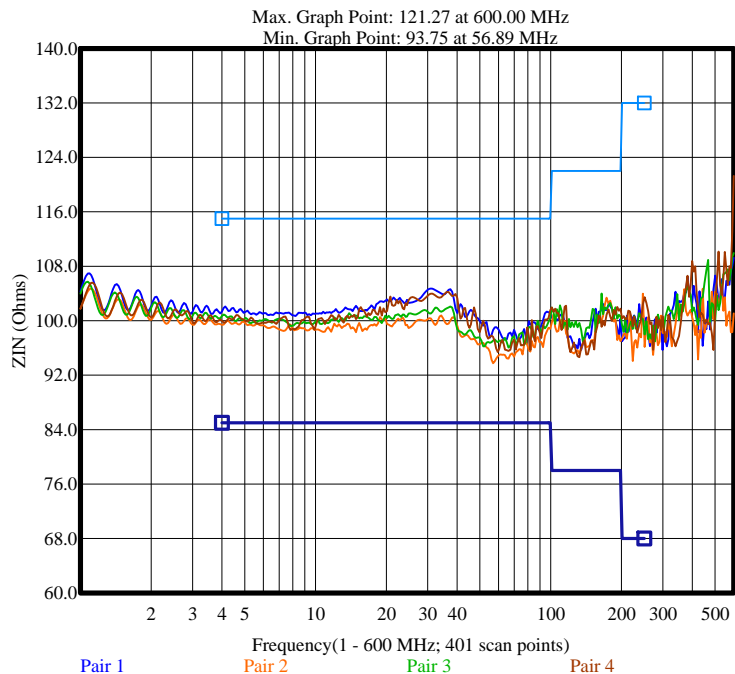
DCM Test Report

Cable Type : 4x2x23 x PE/PVC	Factory Number : PHOENIX	Data File Name : DA047290.D3S
Cable I.D. : U/UTP#23*4P CABLE	Order Number : 5255 GY-265 220630905	Specification File : SC6E-600-305M.S3S
Temperature : 25.00 °C	Relative Humidity : 50 %	Test Date/Time : 07/06/2022 03:14:01 AM
Length : 1000.00 ft	Number of Pairs to Test : 4	Operator : M
Starting Position : 1		Analyzer Type : ENA

Worst Case Summary

High Frequency

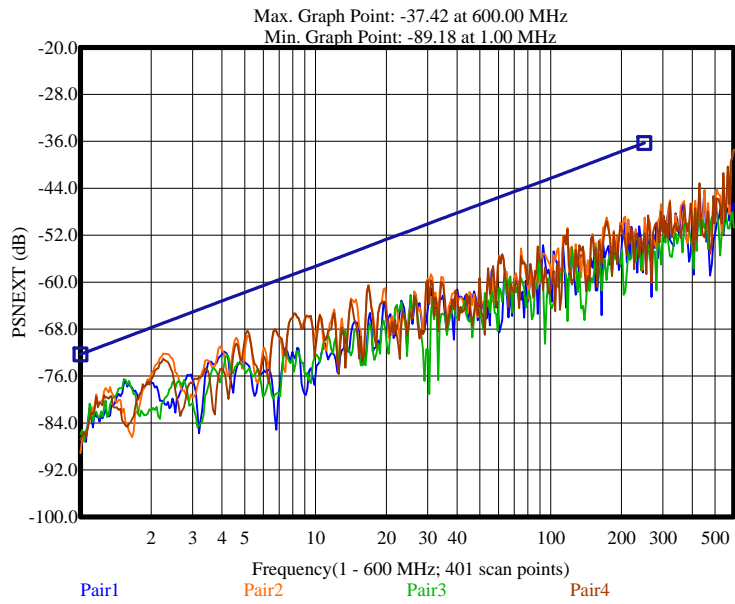
Test Type	Specification	Measured (Pair)	Margin	@ Frequency (MHz)	Test Result
Input Impedance (Zin)(Terminated)	85.00 (Min)	93.75 (Pair 2)	8.75	56.89	Passed
Input Impedance (Zin)(Terminated)	115.00 (Max)	104.72 (Pair 1)	10.28	30.94	Passed
Return Loss (RL)	22.90 (Min)	29.09 (Pair 4)	6.19	39.39	Passed
Insertion Loss (IL)(Curve Fit)@20C	5.92 (Max)	5.84 (Pair 3)	0.08	9.91	Passed
Near End Crosstalk Loss (NEXT)	68.98 (Min)	73.15 (Pairs 2-4)	4.17	2.25	Passed
Power Sum NEXT(PSNEXT)	66.98 (Min)	72.17 (Pair 2)	5.19	2.25	Passed



N/A = Not Applicable.
--- = Disable/Bypassed Pair.

* = Measured value out of spec.
xxx = No entry.

*** = Measured value is invalid.



N/A = Not Applicable.
--- = Disable/Bypassed Pair.

* = Measured value out of spec.
xxx = No entry.

*** = Measured value is invalid.

Worst Case Summary

Low Frequency

Statistical Parameter	Maximum		Minimum		Average Maximum		Standard Deviation		Result
	Spec Limit	Measured	Spec Limit	Measured	Spec Limit	Measured	Spec Limit	Measured	
Conductor Resistance(Ohms/100.0 m)@20C	9.38	7.67	xxx	7.33	xxx	7.48	xxx	0.137	Passed
Resistance Unbalance(%)	5.00	0.18	xxx	0.02	xxx	0.10	xxx	0.065	Passed
Mutual Capacitance(nF/100.0 m)@1000Hz	5.60	5.15	xxx	4.91	xxx	5.03	xxx	0.085	Passed
Cap. Unbalance to Ground(pF/100.0 m)@1000Hz	330.00	23.81	xxx	1.28	xxx	10.05	xxx	8.707	Passed

Detail: Resistance/Capacitance Measurement -Normalized

Test Types	Conductor Resistance Ra @20C	Conductor Resistance Rb @20C	Resistance Unbalance	Mutual Capacitance @1000 Hz	Capacitance Unbalance to Ground @1000 Hz	Test Result
Unit	Ohms/100.0 m	Ohms/100.0 m	%	nF/100.0 m	pF/100.0 m	
Max Spec	9.38	9.38	5.00	5.60	330.00	
Min Spec	xxx	xxx	xxx	xxx	xxx	
Pair 1 [1]	7.55	7.55	0.05	5.04	11.05	Passed Passed Passed Passed
Pair 2 [2]	7.36	7.35	0.18	5.00	-1.28	
Pair 3 [3]	7.66	7.67	0.02	5.15	23.81	
Pair 4 [4]	7.33	7.34	0.13	4.91	-4.06	

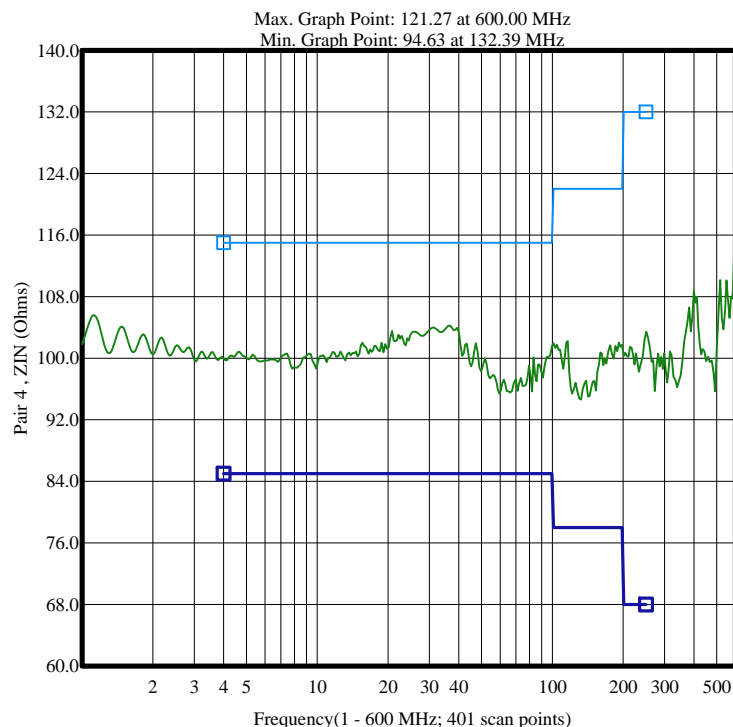
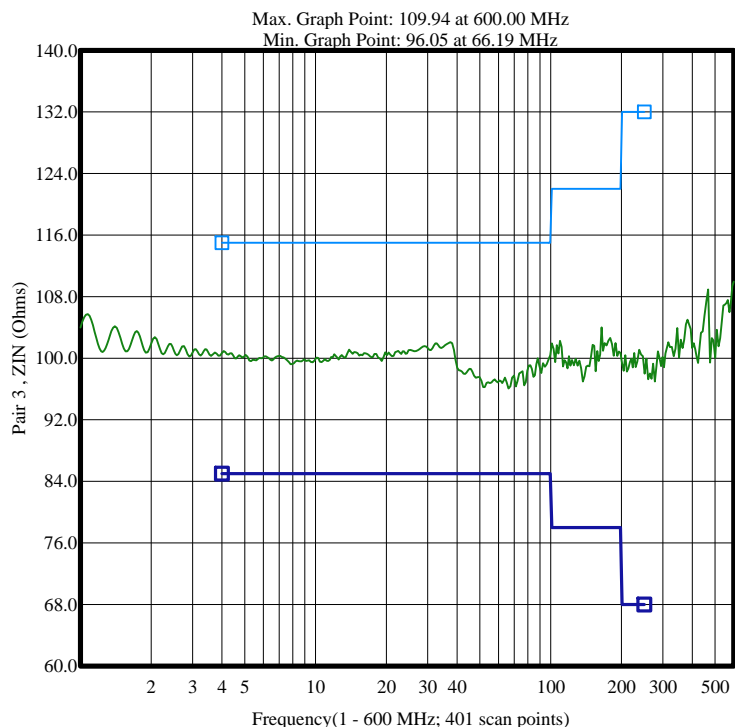
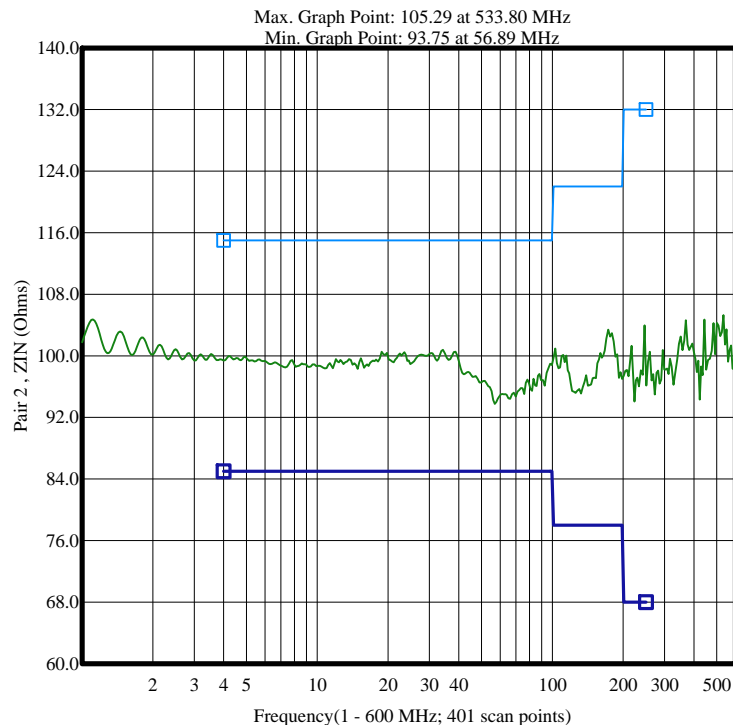
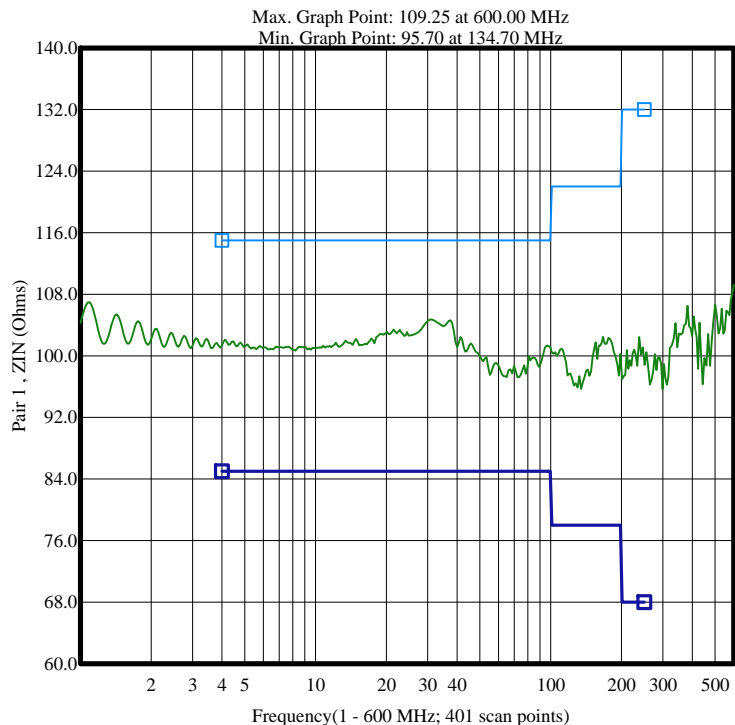
N/A = Not Applicable.
--- = Disable/Bypassed Pair.

* = Measured value out of spec.
xxx = No entry.

*** = Measured value is invalid.

Summary and Graphic: Input Impedance (Zin)(Terminated)

Pair	Specification		Measured(Ohms)		Margin (Ohms)		@ Frequency (MHz)		Test Result
	Minimum	Maximum	Minimum	Maximum	Minimum	Maximum	Minimum	Maximum	
Pair 1 [1]	85.00	115.00	97.22	104.72	12.22	10.28	72.26	30.94	Passed
Pair 2 [2]	85.00	115.00	93.75	100.77	8.75	14.23	56.89	34.27	Passed
Pair 3 [3]	85.00	115.00	96.05	102.09	11.05	12.91	66.19	37.47	Passed
Pair 4 [4]	85.00	115.00	95.40	104.23	10.40	10.77	59.53	36.19	Passed



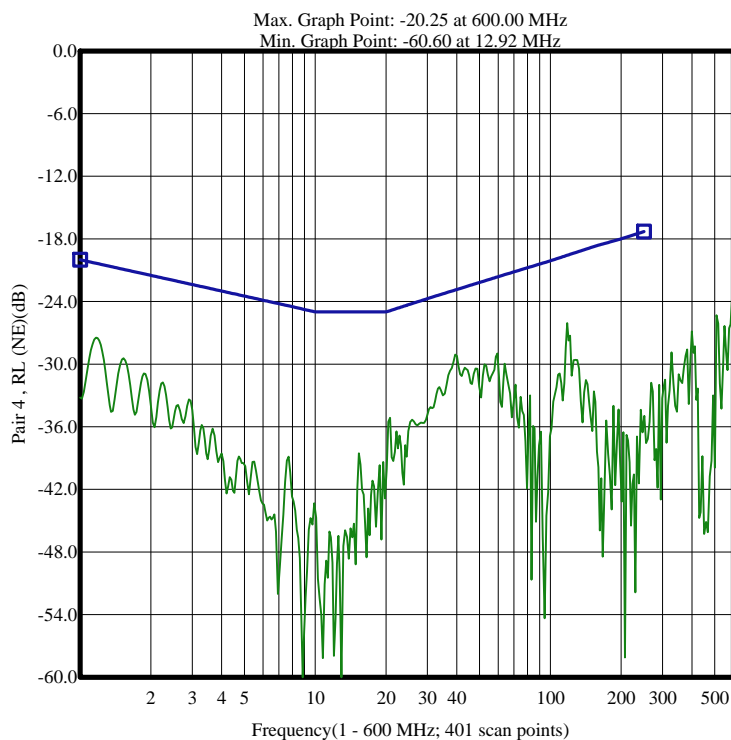
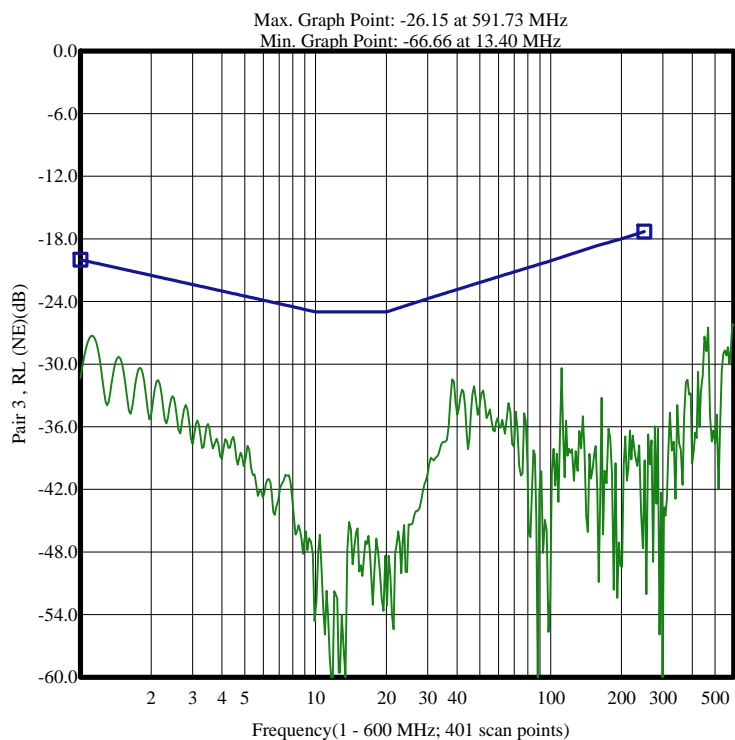
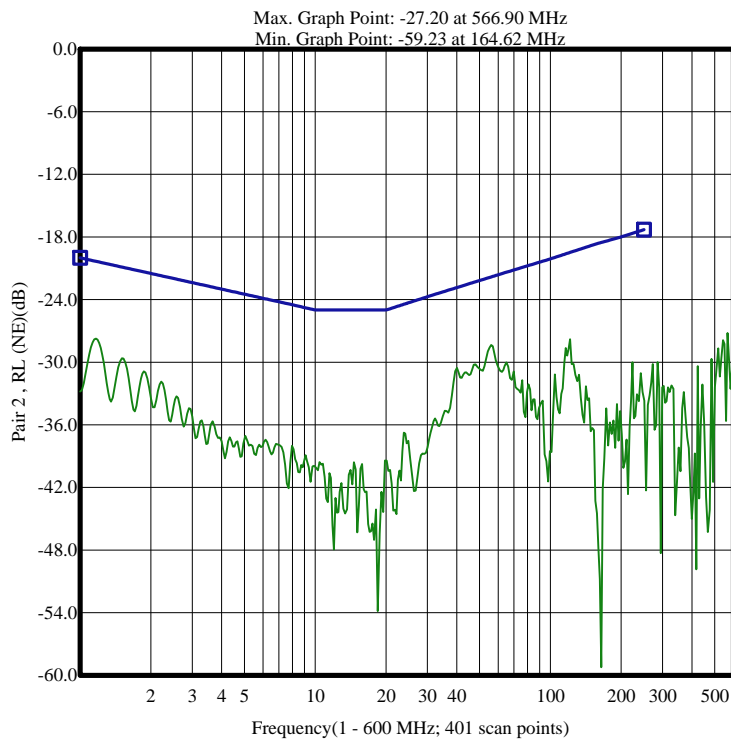
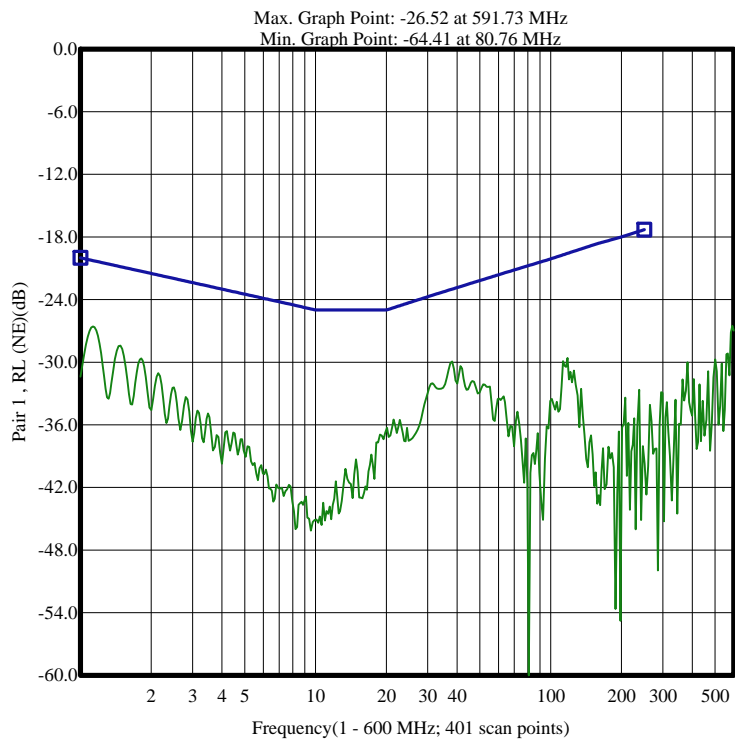
N/A = Not Applicable.
--- = Disable/Bypassed Pair.

* = Measured value out of spec.
xxx = No entry.

*** = Measured value is invalid.

Summary and Graphic: Return Loss (RL)

Pair	Spec (Min)(dB)	Measured(dB)	Margin (dB)	@ Frequency (MHz)	Test Result
Pair 1 [1]	20.27	26.58	6.31	1.13	Passed
Pair 2 [2]	21.83	28.35	6.52	56.01	Passed
Pair 3 [3]	20.27	27.30	7.03	1.13	Passed
Pair 4 [4]	22.90	29.09	6.19	39.39	Passed



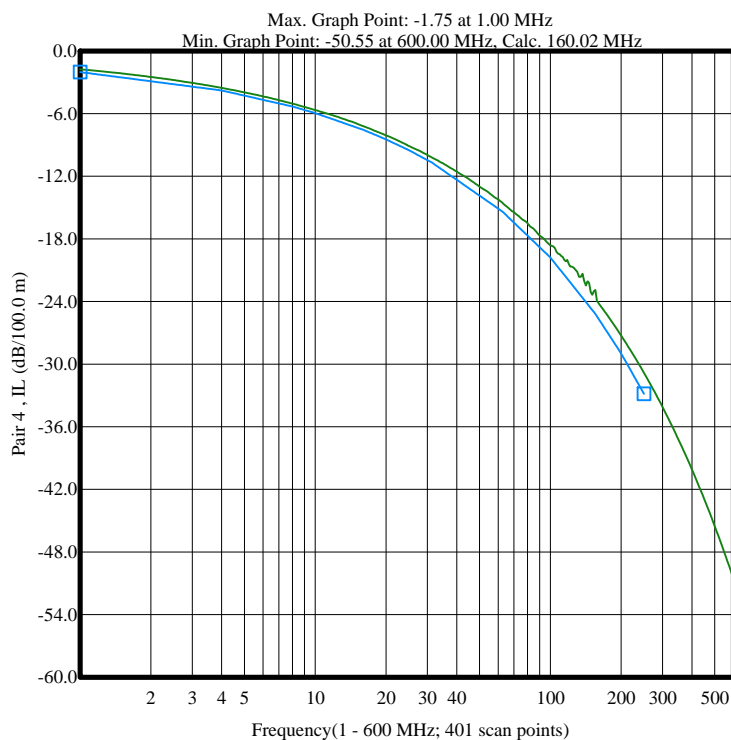
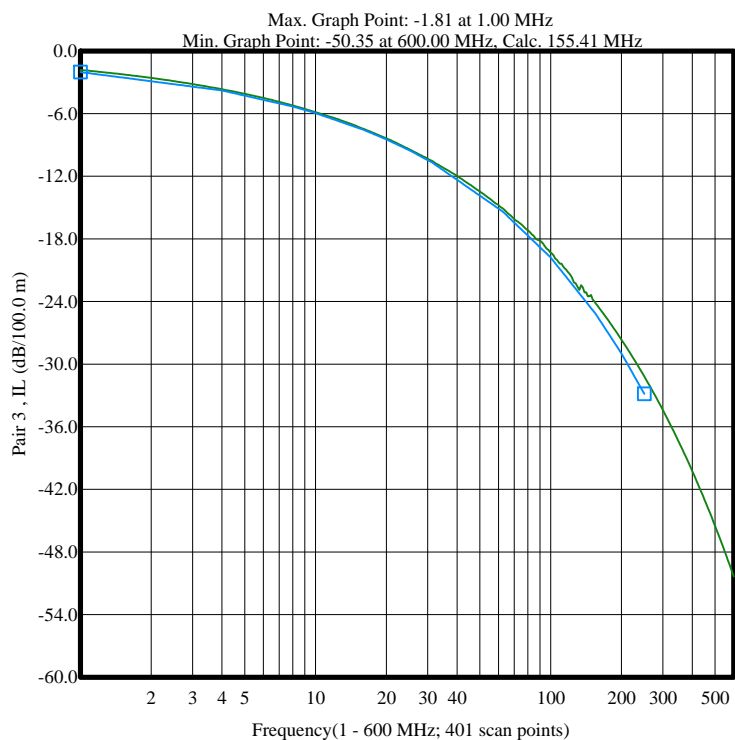
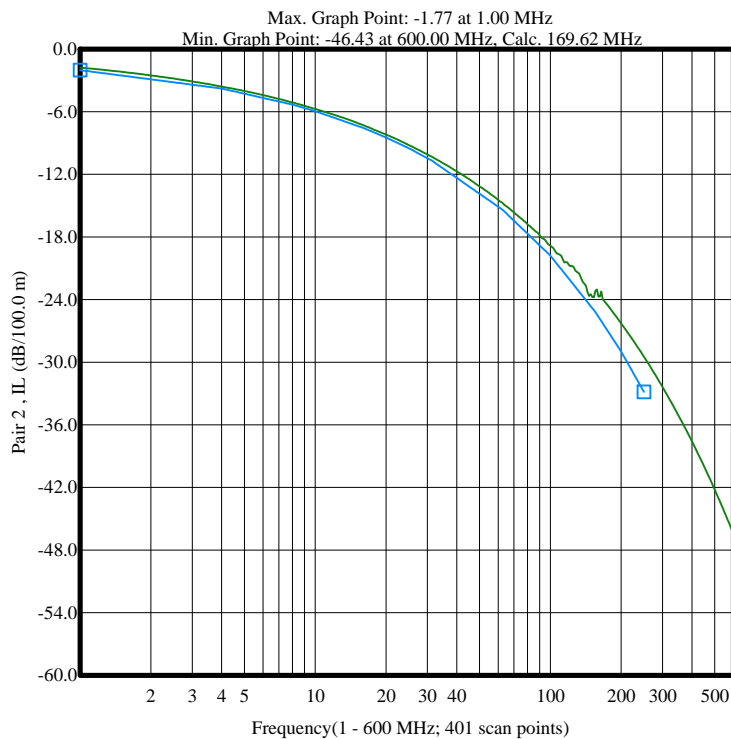
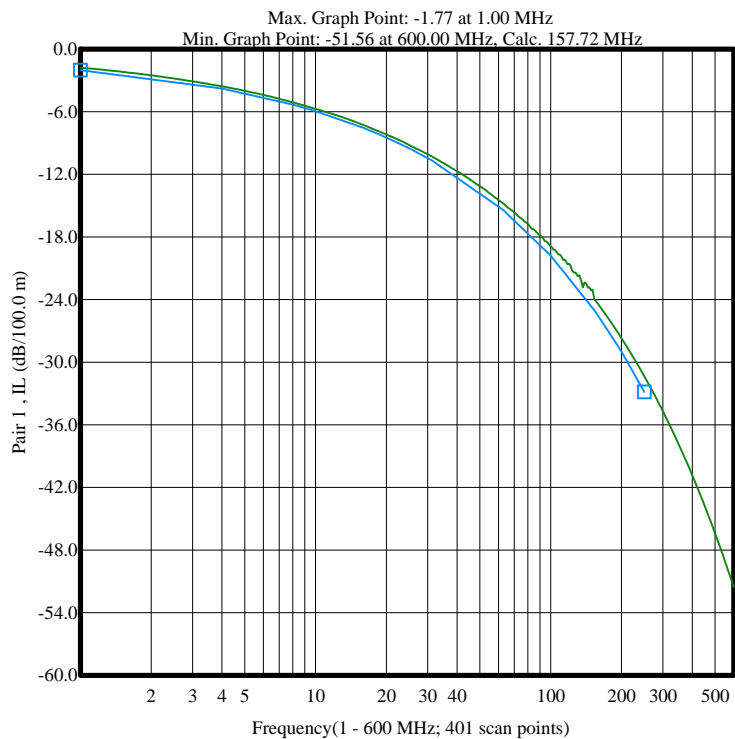
N/A = Not Applicable.
--- = Disable/Bypassed Pair.

* = Measured value out of spec.
xxx = No entry.

*** = Measured value is invalid.

Summary and Graphic: Insertion Loss (IL)(Curve Fit)@20C

Pair	Spec (Max)(dB/100.0 m)	Measured(dB/100.0 m)	Margin (dB/100.0 m)	@ Frequency (MHz)	Test Result
Pair 1 [1]	3.78	3.57	0.21	4.00	Passed
Pair 2 [2]	3.78	3.59	0.19	4.00	Passed
Pair 3 [3]	5.92	5.84	0.08	9.91	Passed
Pair 4 [4]	3.78	3.54	0.24	4.00	Passed



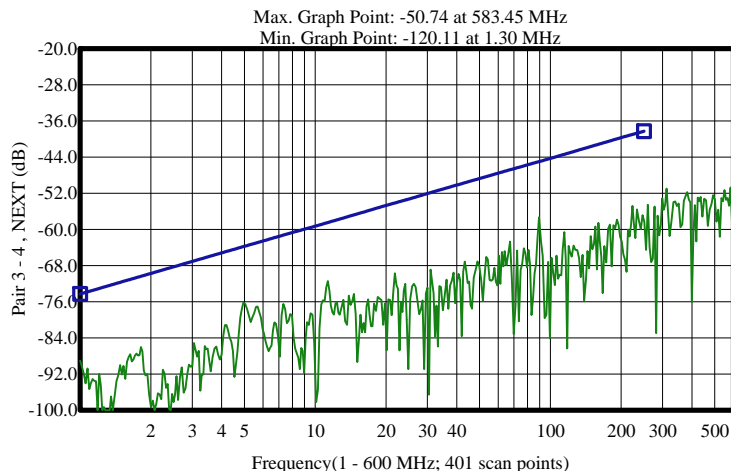
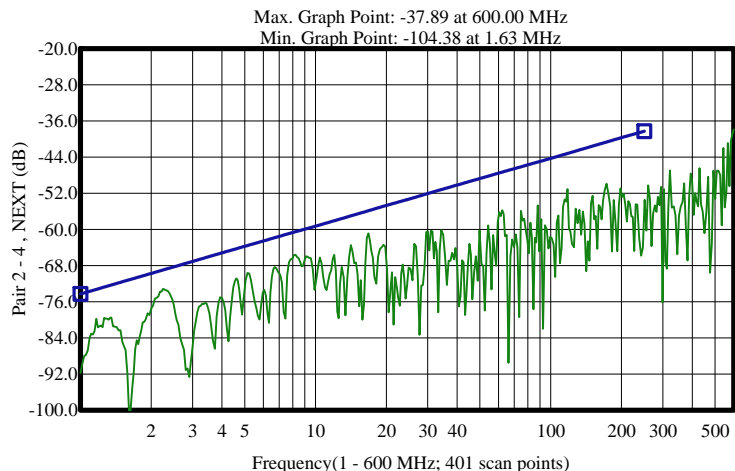
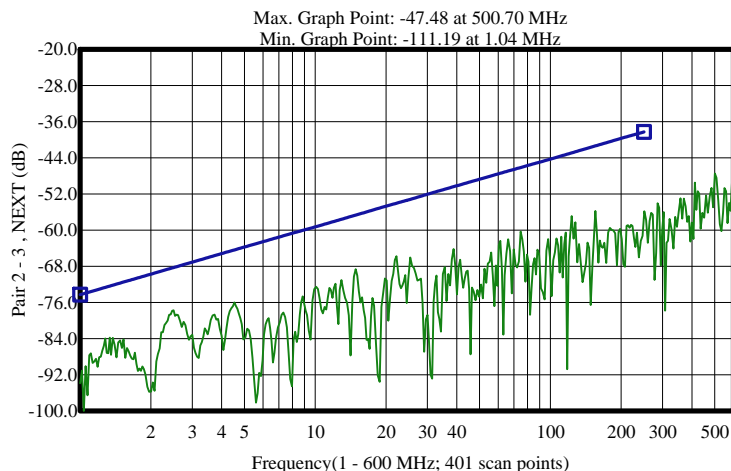
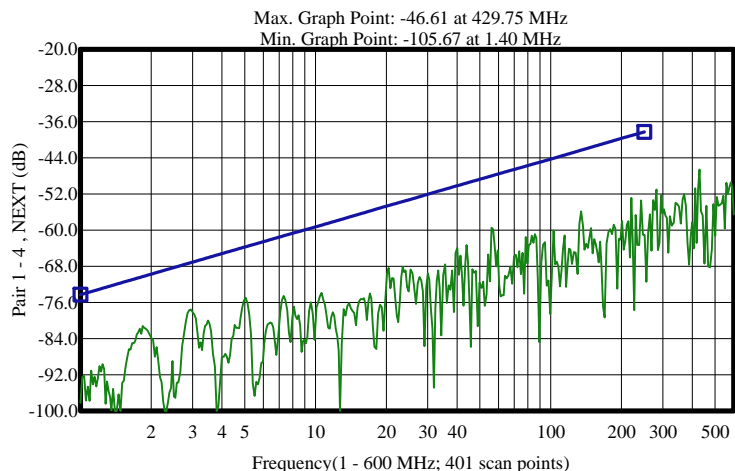
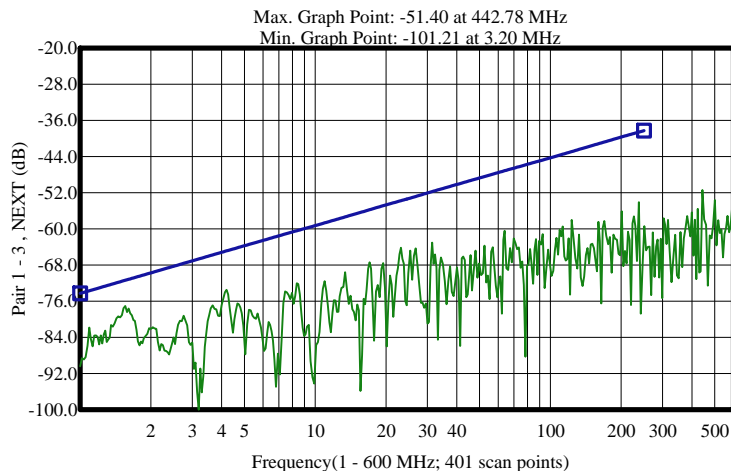
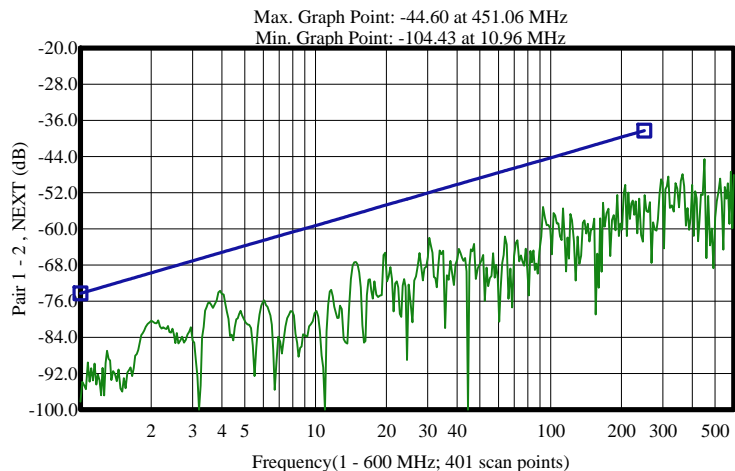
N/A = Not Applicable.
--- = Disable/Bypassed Pair.

* = Measured value out of spec.
xxx = No entry.

*** = Measured value is invalid.

Summary and Graphic: Near End Crosstalk Loss (NEXT)

Pair	Spec (Min)(dB)	Measured(dB)	Margin (dB)	@ Frequency (MHz)	Test Result
Pair 1 - 2	65.32	73.73	8.41	3.93	Passed
Pair 1 - 3	71.39	77.07	5.68	1.56	Passed
Pair 1 - 4	67.19	77.57	10.38	2.95	Passed
Pair 2 - 3	68.29	77.74	9.45	2.50	Passed
Pair 2 - 4	68.98	73.15	4.17	2.25	Passed
Pair 3 - 4	45.01	57.31	12.30	89.46	Passed



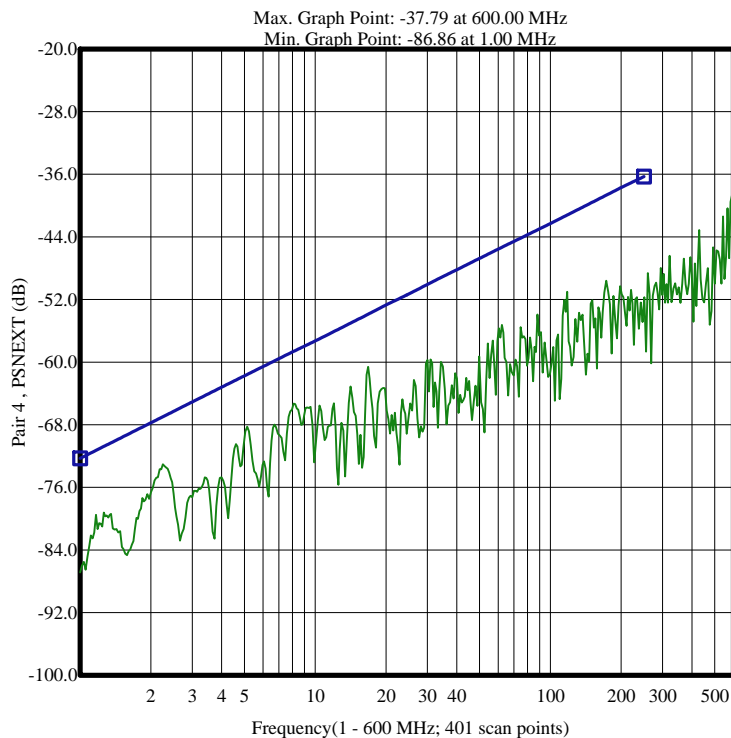
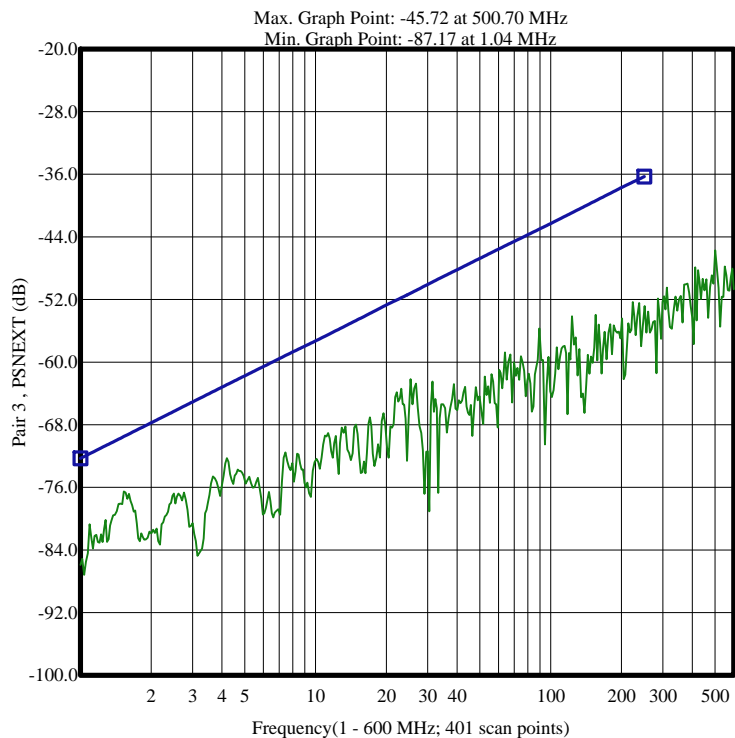
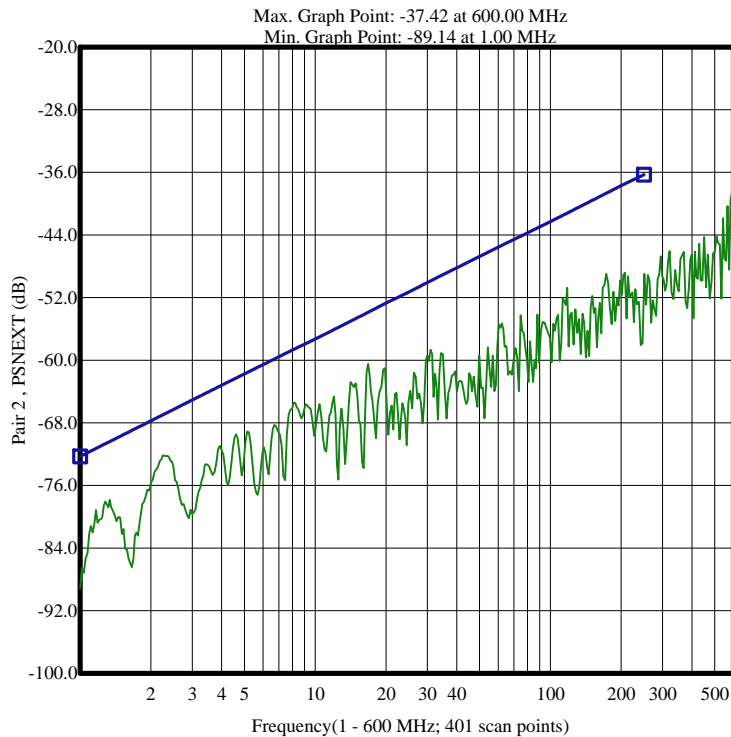
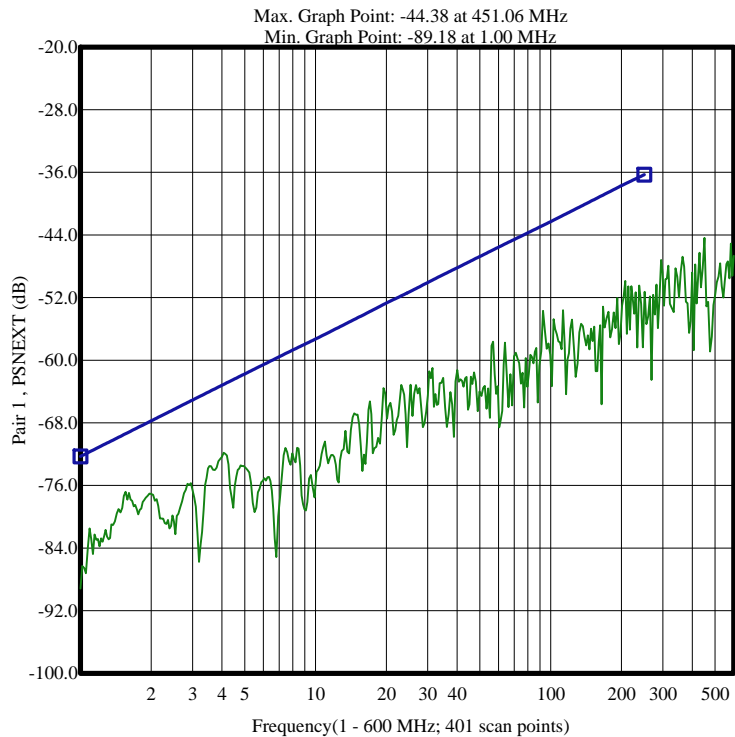
N/A = Not Applicable.
-- = Disable/Bypassed Pair.

* = Measured value out of spec.
xxx = No entry.

*** = Measured value is invalid.

Summary and Graphic: Power Sum NEXT(PSNEXT)

Pair	Spec (Min)(dB)	Measured(dB)	Margin (dB)	@ Frequency (MHz)	Test Result
Pair 1 [1]	69.39	76.81	7.42	1.56	Passed
Pair 2 [2]	66.98	72.17	5.19	2.25	Passed
Pair 3 [3]	69.50	76.52	7.02	1.53	Passed
Pair 4 [4]	66.98	73.06	6.08	2.25	Passed



N/A = Not Applicable.
--- = Disable/Bypassed Pair.

* = Measured value out of spec.
xxx = No entry.

*** = Measured value is invalid.

Detail Discrete Frequencies ---Input Impedance (Zin)(Ohms)(Terminated)

Frequency	4.00	8.00	10.00	16.00	20.00	25.00	31.25	62.50	99.90	100.00
Max Spec	115.00	115.00	115.00	115.00	115.00	115.00	115.00	115.00	115.00	122.00
Min Spec	85.00	85.00	85.00	85.00	85.00	85.00	85.00	85.00	85.00	78.00
Pair 1 [1]	101.35	100.79	101.04	101.46	103.04	102.63	104.70	97.47	100.99	100.95
Pair 2 [2]	99.39	98.83	98.68	98.67	99.87	98.97	100.10	95.00	99.02	99.08
Pair 3 [3]	100.69	99.28	99.90	100.58	100.55	101.05	101.21	96.89	100.75	100.85
Pair 4 [4]	99.98	98.80	99.17	101.51	101.35	103.11	103.97	96.98	101.62	101.65

Continue:Input Impedance (Zin)(Ohms)(Terminated)

Frequency	125.00	155.00	199.90	200.00	250.00					
Max Spec	122.00	122.00	122.00	132.00	132.00					
Min Spec	78.00	78.00	78.00	68.00	68.00					
Pair 1 [1]	96.34	101.61	98.44	98.34	99.34					
Pair 2 [2]	95.22	98.68	97.23	97.24	97.95					
Pair 3 [3]	99.22	98.90	99.93	99.89	98.51					
Pair 4 [4]	96.63	97.80	100.95	100.91	103.21					

Detail Discrete Frequencies ---Return Loss (RL)(dB)

Frequency	1.00	4.00	8.00	10.00	16.00	20.00	25.00	31.25	62.50	100.00
Min Spec	20.00	23.00	24.50	25.00	25.00	25.00	24.30	23.60	21.50	20.10
Pair 1 [1]	31.39	39.66	43.63	45.10	42.65	36.47	37.51	32.03	33.38	33.65
Pair 2 [2]	32.82	37.60	38.11	40.03	41.58	39.43	37.95	36.37	30.86	38.54
Pair 3 [3]	31.35	39.03	43.49	53.58	48.91	51.18	45.37	39.07	35.58	48.85
Pair 4 [4]	33.21	38.59	42.83	44.04	42.40	41.21	36.20	34.19	33.21	36.68

Continue:Return Loss (RL)(dB)

Frequency	155.00	200.00	250.00							
Min Spec	18.70	18.00	17.30							
Pair 1 [1]	40.79	43.93	39.34							
Pair 2 [2]	42.07	35.97	33.50							
Pair 3 [3]	37.99	49.39	41.16							
Pair 4 [4]	33.43	41.62	35.32							

Detail Discrete Frequencies ---Insertion Loss (IL)(dB/100.0 m)(Curve Fit)@20C

Frequency	1.00	4.00	8.00	10.00	16.00	20.00	25.00	31.25	62.50	100.00
Max Spec	2.02	3.78	5.32	5.95	7.55	8.47	9.50	10.67	15.38	19.79
Pair 1 [1]	1.77	3.57	5.10	5.73	7.28	8.18	9.20	10.30	14.75	18.91
Pair 2 [2]	1.77	3.59	5.11	5.74	7.29	8.19	9.20	10.31	14.75	18.84
Pair 3 [3]	1.81	3.67	5.22	5.86	7.46	8.37	9.41	10.54	15.09	19.32
Pair 4 [4]	1.75	3.54	5.04	5.66	7.20	8.08	9.10	10.19	14.55	18.61

Continue:Insertion Loss (IL)(dB/100.0 m)(Curve Fit)@20C

Frequency	155.00	200.00	250.00							
Max Spec	25.16	28.98	32.84							
Pair 1 [1]	24.09	27.70	31.34							
Pair 2 [2]	23.28	26.28	29.47							
Pair 3 [3]	24.15	27.66	31.18							
Pair 4 [4]	22.91	27.26	30.83							

Detail Discrete Frequencies ---Near End Crosstalk Loss (NEXT)(dB)

Frequency	1.00	4.00	8.00	10.00	16.00	20.00	25.00	31.25	62.50	100.00
Min Spec	74.30	65.20	60.70	59.30	56.20	54.70	53.30	51.80	47.30	44.30
Pair 1 - 2	98.26	74.43	78.56	78.40	84.24	69.05	73.28	64.78	66.93	61.69
Pair 1 - 3	90.43	76.83	74.91	89.83	78.52	80.72	68.64	64.82	72.84	68.59
Pair 1 - 4	98.22	88.04	78.63	80.59	75.15	72.04	72.44	80.42	74.42	75.94
Pair 2 - 3	93.90	83.50	91.42	72.81	77.03	70.98	69.63	92.59	73.92	68.57
Pair 2 - 4	91.79	75.21	66.25	72.08	77.43	66.82	68.54	60.43	56.07	61.77
Pair 3 - 4	89.04	87.56	80.53	91.92	81.24	82.52	87.26	70.75	66.17	78.74

N/A = Not Applicable.
--- = Disable/Bypassed Pair.

* = Measured value out of spec.
xxx = No entry.

*** = Measured value is invalid.

Continue:Near End Crosstalk Loss (NEXT)(dB)

Frequency	155.00	200.00	250.00							
Min Spec	41.40	39.70	38.30							
Pair 1 - 2	75.14	59.65	54.92							
Pair 1 - 3	66.34	60.16	61.45							
Pair 1 - 4	62.83	59.71	61.06							
Pair 2 - 3	56.85	61.06	57.10							
Pair 2 - 4	57.18	52.05	55.90							
Pair 3 - 4	60.08	62.26	58.01							

Detail Discrete Frequencies ---Power Sum NEXT(PSNEXT)(dB)

Frequency	1.00	4.00	8.00	10.00	16.00	20.00	25.00	31.25	62.50	100.00
Min Spec	72.30	63.20	58.70	57.30	54.20	52.70	51.30	49.80	45.30	42.30
Pair 1 [1]	89.18	72.33	72.13	75.84	72.57	66.17	65.98	61.42	64.35	60.49
Pair 2 [2]	89.14	71.50	65.98	68.87	73.61	63.74	65.10	59.06	55.59	58.07
Pair 3 [3]	85.91	75.68	73.64	72.56	73.04	69.73	66.03	63.52	62.63	63.95
Pair 4 [4]	86.86	74.75	65.83	71.31	72.47	65.04	66.82	59.98	55.60	61.13

Continue:Power Sum NEXT(PSNEXT)(dB)

Frequency	155.00	200.00	250.00							
Min Spec	39.40	37.70	36.30							
Pair 1 [1]	60.39	54.52	52.89							
Pair 2 [2]	53.46	50.91	51.01							
Pair 3 [3]	54.73	55.48	53.41							
Pair 4 [4]	54.62	50.91	52.44							

N/A = Not Applicable.
--- = Disable/Bypassed Pair.

* = Measured value out of spec.
xxx = No entry.

*** = Measured value is invalid.